

# Starting primary school in Southwark 2021/22

Applications close 15 January 2021

Apply online at [www.southwark.gov.uk/schooladmissions](http://www.southwark.gov.uk/schooladmissions)



 @lb\_southwark

 [facebook.com/southwarkcouncil](https://facebook.com/southwarkcouncil)

## Foreword



### A message from the cabinet member for children, schools and adult care at Southwark Council

#### Dear parents and carers

Brilliant schools give young people the great start in life they deserve.

As Southwark Council's cabinet member for children, schools and adults care I'm delighted to present you with this fantastic brochure to help you choose one of our excellent primary schools for your child.

I am so proud that Southwark's schools provide the high standard you need for your children to reach their full potential.

The vast majority of our primary schools in Southwark are judged good or outstanding by Ofsted – this is well above national and a strong performance against London averages. We are working hard to drive standards up continually so all our pupils attend a school that exceeds London averages at every stage. And with all pupils returning in autumn 2020 after lockdown, we've been working with schools to provide the safest and most supportive environment we can.

We know that an active and healthy life is integral to doing well in school, and that is why we provide free healthy school meals to every primary school child, over and above the government's national scheme for years 1 and 2. We are improving health and tackling poor air quality near schools by making it easier for more children to walk and cycle to school and we will be introducing a 'daily mile' in all of our primary schools to get pupils active and increase their concentration in the classroom.

We want every child to do well and enjoy their experience of schools in Southwark. This is why the Council is working closely with schools to promote a whole schools approach to mental health awareness. The Council is also investing £2m to improve preventative services, so that we can promote good mentally healthy schools right across the borough.

You and your child can select up to six primary schools that you would most like your child to attend. We have provided information about what each school can offer your child as it is important to understand what is on offer when making your preferences. I encourage you to attend open days to take a tour of the schools and meet the teachers. However, due to the current circumstances relating to Covid-19, please do check each school's website for further details on how and when they will be holding their open days and evenings as some schools may be holding these virtually or by appointment only.

All applications for primary school places must be made using our online application at [www.southwark.gov.uk/schooladmissions](http://www.southwark.gov.uk/schooladmissions). If you need help accessing the online application, then you can use the internet for free at any Southwark library. However, due to the current circumstances relating to Covid-19, this service may be temporarily restricted so please visit [www.southwark.gov.uk/libraries](http://www.southwark.gov.uk/libraries) or call Southwark Council's customer service centre in 020 7525 5000 for further information on your local library and the services it offers.

And of course if you have any queries about schools in Southwark, please do get in touch with me at [jasmine.ali@southwark.gov.uk](mailto:jasmine.ali@southwark.gov.uk) or on 020 7752 0322. Alternatively, Southwark Council's school admissions team is always on hand to guide you through the process. You can reach them at [schools.admissions@southwark.gov.uk](mailto:schools.admissions@southwark.gov.uk) or 020 7525 5337.

I wish you the very best.

**Jasmine Ali**  
Cabinet member for children, schools and adult care, Southwark Council

# Contents

<b>INTRODUCTION</b>		
Foreword from Jasmine Ali, cabinet member for children, schools and adult care	2	
<b>APPLICATIONS</b>		
Key dates	5	
Finding the right school for your child	6	
Applying for a reception place	7	
How to apply	9	
What happens after the closing date?	13	
Southwark Information, Advice and Support Team	16	
<b>THE SCHOOLS</b>		
Oversubscription criteria for community schools	18	
Breakdown of reception places allocated at Southwark community schools (September 2020)	20	
Community primary schools	21	
Albion Primary School	21	
Alfred Salter Primary School	21	
Bellenden Primary School	21	
Bessemer Grange Primary School	21	
Brunswick Park Primary School	21	
Camelot Primary School	21	
Cobourg Primary School	22	
Comber Grove Primary School	22	
Crampton Primary School	22	
Crawford Primary School	22	
Dog Kennel Hill Primary School	22	
Dulwich Wood Primary School	22	
Goodrich Primary School	22	
Grange Primary School	22	
Heber Primary School	23	
Hollydale Primary School	23	
Ilderton Primary School	23	
Ivydale Primary School	23	
John Ruskin Primary School	23	
Keyworth Primary School	23	
Lyndhurst Primary School	23	
Michael Faraday Primary School	24	
Oliver Goldsmith Primary School	24	
Phoenix Primary School	24	
Pilgrim's Way Primary School	24	
Riverside Primary School	24	
Robert Browning Primary School	24	
Rotherhithe Primary school	24	
Rye Oak Primary School	24	
Snowsfields Primary School	25	
Southwark Park School	25	
Tower Bridge Primary School	25	
Townsend Primary School	25	
Victory Primary School	25	
Academy, voluntary aided, foundation and free primary schools	26	
Non community schools at a glance	27	
Angel Oak Academy	28	
ARK Globe Academy	29	
Charles Dickens Primary School	30	
Dulwich Hamlet Junior School	31	
Goose Green Primary School	32	
Harris Primary Academy, Peckham Park	33	
John Donne Primary School	34	
Redriff Primary School	35	
Surrey Square Primary School	36	
Boutcher Church of England Primary School	38	
The Cathedral School of St Saviour and St Mary Overie	39	
Dulwich Village C of E Infants' School	40	
Peter Hills with St Mary's and St Paul's C of E Primary School	41	
St George's C of E Primary School	42	
St James' C of E Primary School	43	
St John's and St Clement's C of E Primary School	44	
St John's Walworth C of E Primary School	46	
St Jude's C of E Primary School	47	
St Mary Magdalene C of E Primary School	48	
St Paul's C of E Primary School	49	
St Peter's C of E Primary School	50	
English Martyrs' Catholic Primary School	51	
Saint Joseph's Catholic Primary School, The Borough	52	
St Anthony's Catholic Primary School	53	
St Francesca Cabrini Primary School	54	
St Francis Catholic Primary School	55	
St George's Cathedral Catholic Primary School	56	
St James the Great Catholic Primary School	57	
St John's Catholic Primary School	58	
St Joseph's Catholic Infants' School	59	
St Joseph's Catholic Junior School	60	
St Joseph's Catholic Primary School, George Row	61	
St Joseph's Catholic Primary School, Gomm Road	62	
Charlotte Sharman Primary School	63	
Friars Primary Foundation School	64	
Galleywall Primary City of London Academy	65	
Harris Primary Academy East Dulwich	66	
Harris Primary Free School Peckham	67	
John Keats Primary School	68	
Judith Kerr Primary School	69	
The Belham Primary School	70	
<b>FURTHER INFORMATION</b>		
In year admissions applications process	72	
Family early help	73	
Additional education information you may find useful	74	
Useful contacts	75	
Map of primary schools in Southwark	78	



## Key dates

### Application to reception class for September 2021 intake

Date	What should parents/carers look out for?
<b>1 September 2020 to Friday 15 January 2021</b>	<ul style="list-style-type: none"> <li>■ The admissions process starts.</li> <li>■ Contact schools for a copy of their prospectus and details of their open days/evenings. Due to the current circumstances relating to Covid-19, we strongly advise families to check each school's website for details on how and when they will be holding their open day/evening as this may be subject to change at short notice.</li> <li>■ Apply for primary schools by completing an online application at: <a href="http://www.southwark.gov.uk/schooladmissions">www.southwark.gov.uk/schooladmissions</a></li> <li>■ If any of the schools you have listed as one of your preferences requires a supplementary information form (SIF), you must complete and return the SIF directly to the school. You should contact the school to check their individual closing date.</li> </ul>
<b>Friday 15 January 2021, 11.59pm</b>	<ul style="list-style-type: none"> <li>■ <b>Closing date for submitting online applications.</b></li> <li>■ You must ensure that we have received your online application and you have uploaded any additional supporting documents with it by this date.</li> </ul>
<b>Friday 16 April 2021</b>	<ul style="list-style-type: none"> <li>■ <b>Applicants who apply on time will receive their child's offer of a school place by email after 5pm. The email will provide information on what to do next.</b></li> <li>■ <b>Applicants will also be able to view the outcome of their application during the evening at <a href="http://www.eadmissions.org.uk">www.eadmissions.org.uk</a></b></li> </ul>
<b>Friday 30 April 2021</b>	<ul style="list-style-type: none"> <li>■ No action is required if you are a Southwark resident and want to accept the school offered to your child.</li> <li>■ Should you wish to reject the offer of a school place allocated to your child, you must notify the school admissions team by email at <a href="mailto:schools.admissions@southwark.gov.uk">schools.admissions@southwark.gov.uk</a> and include your unique application reference number by this date.</li> </ul>
<b>Appeals June to July 2021</b>	<ul style="list-style-type: none"> <li>■ Appeal hearings for Southwark community schools are held.</li> </ul>

**These are important deadlines which you will need to keep in mind. If you miss these dates, your chances of being offered a place at a preferred school will be reduced.**

# Finding the right school for your child

## Start finding out about schools now

- Before you decide which schools to apply for and your order of preference, we strongly advise that you read the guidance in this brochure.
- You will find information about schools in Southwark either within this brochure, from the schools directly, online or by contacting Southwark Council's school admissions team on **020 7525 5337**.
- You can also talk to teachers and other parents/carers whilst thinking about what is important to you and your child.

## Look at school brochures/websites

- All schools produce their own brochures, which contain far more information about the school than we can provide in this brochure.
- Many schools also have their own website which can be a valuable source of information. School websites are included on the individual school's page within this brochure.
- To help you research which schools are right for your child, all our libraries offer free access to the internet. However, due to the current circumstances relating to Covid-19, this service may be temporarily restricted. Please visit [www.southwark.gov.uk/libraries](http://www.southwark.gov.uk/libraries) or call Southwark Council's customer service centre on **020 7525 5000** for further information on your local library and the services it offers.

## Visit as many schools as possible

- Parents and carers are strongly encouraged to visit schools to see what each has to offer. Due to the current circumstances relating to Covid-19, we strongly advise families to check each school's website for details on how and when they will be holding their open day/evening as this may be subject to change at short notice.
- If you are interested in applying for a school, look at their oversubscription criteria in detail before completing the online application and listing it as a preference.

## Look at the most recent Ofsted reports

- All schools in Southwark are inspected by the Office for Standards in Education (Ofsted). Ofsted's main aim is to help improve the quality and standard of education and childcare through independent inspection. You can check the latest report for any school by asking the school for a copy or by visiting the Ofsted website [www.gov.uk/government/organisations/ofsted](http://www.gov.uk/government/organisations/ofsted)

## Extra help

Help and advice is always available from Southwark Council's school admissions team. We can answer any questions you may have about the admissions process. Email [schools.admissions@southwark.gov.uk](mailto:schools.admissions@southwark.gov.uk) or you can phone us on **020 7525 5337**.

# Applying for a reception place

## When can my child start primary school?

- If your child was born between 1 September 2016 and 31 August 2017, your child is due to start primary school in September 2021. You must start applying from 1 September 2020 and submit your application before the closing date on Friday 15 January 2021.
- Southwark Council's school admissions team will provide for the admission of children into the reception year group in the September following their fourth birthday. However, a child is not required to start school until they have reached compulsory school age.
- Compulsory school age is set out in section 8 of the Education Act 1996 and The Education (Start of Compulsory School Age) Order 1998. A child reaches compulsory school age on the prescribed day following his/her fifth birthday (or on his/her fifth birthday if it falls on a prescribed day). The prescribed days are 31 December, 31 March and 31 August.

## Deferred entry

- In accordance with Paragraph 2.16 of the School Admissions Code 2014, families are able to:
  - Defer their child's entry to school until later in the same academic year;
  - Defer their child's entry to school until s/he reaches compulsory age; or
  - Take up their child's Reception place part time until s/he reaches compulsory school age.

- For further information on deferring a child's place until later in the same academic year, please read our policy on "Deferring entry to primary school" which can be viewed at [www.southwark.gov.uk/schooladmissions](http://www.southwark.gov.uk/schooladmissions). Should you wish to discuss deferring your child's entry to school, please contact the school admissions team by email at [schools.admissions@southwark.gov.uk](mailto:schools.admissions@southwark.gov.uk) and we will arrange for an officer to call you at your earliest convenience.

## Admission of children outside of their normal age group

- Families with summer born children who have not reached compulsory school age may request to delay their child's entry to Reception until the following academic year.
- For further information on how to request to delay a summer born child's entry to Reception until the following academic year, please read our policy on "Admission of children outside of their normal age group" which can be viewed at [www.southwark.gov.uk/schooladmissions](http://www.southwark.gov.uk/schooladmissions). Should you wish to discuss delaying your summer born child's entry to Reception until the following academic year, please contact the school admissions team by email at [schools.admissions@southwark.gov.uk](mailto:schools.admissions@southwark.gov.uk) and we will arrange for an officer to call you at your earliest convenience.

**For further information, advice and support please contact our school admissions team by email at [schools.admissions@southwark.gov.uk](mailto:schools.admissions@southwark.gov.uk) or by telephone on 020 7525 5337.**

## Different types of primary schools in Southwark

There are five types of mainstream primary schools in the borough and Southwark Council co-ordinates admission applications on behalf of these schools. All schools follow the national curriculum and are regularly inspected by the Office for Standards in Education (Ofsted). For children starting school in Southwark there are 75 primary schools to choose from.

### Community schools

There are 34 community primary schools in Southwark. Southwark Council is responsible for the arrangements for admitting children.

### Voluntary aided schools

There are 11 Church of England and 12 Catholic voluntary aided primary schools in Southwark. The school's governing body is responsible for school admissions and decides how pupils are admitted.

### Academies

There are 10 primary academies (including one all through academy for children aged three to 18) in Southwark. The Academy Trust is responsible for school admissions and decides how pupils are admitted.

### Foundation schools

There are two primary foundation schools in Southwark. The school's governing body is responsible for school admissions and decides how pupils are admitted.

### Free schools

There are six primary free schools in Southwark. The school's governing body is responsible for school admissions and decides how pupils are admitted.

Non community schools, (academies, voluntary aided, foundation and free schools) are their own admissions authority and are responsible for setting their own admission arrangements. Southwark Council's school admissions team coordinates admission applications to all schools. In cases where a decision not to offer a place has been made, parents/carers will need to contact each non-community school for further details.

Admission authorities are responsible for ensuring that their arrangements are fair, clear and compliant with current regulations. If you have a query about a particular arrangement, you must raise it directly with the relevant admission authority. If your query remains unresolved and it relates to a Southwark school, please contact our admissions compliance officer by email on [admissions.compliance@southwark.gov.uk](mailto:admissions.compliance@southwark.gov.uk)

You may also raise any objections to admission arrangements with the Office of the Schools Adjudicator by 15 May. Please see page 76 for details on how to contact them.



# How to apply

## Information about applying

Before you start applying there are a few things you need to know.

- If you are a Southwark resident you must apply online at [www.southwark.gov.uk/schooladmissions](http://www.southwark.gov.uk/schooladmissions)
- If you live in another borough you must complete the admission application for the borough in which you live, even if you would like to apply for a school in Southwark.
- When applying for a school place you may express a preference for up to six schools whether they are in Southwark or in another borough.
- If you are going to apply to a school under their medical/social criterion, it is important that you visit the school first before naming it as a preference on your application. This is to ensure that the school is suitable to meet your child's needs. Due to the current circumstances relating to Covid-19, we strongly advise families to check each school's website for details on how and when they will be holding their open day/evening as this may be subject to change at short notice.
- Some schools need to collect information that is not included on the admission application. They request this information using a supplementary information form (SIF). The school will use the information you provide by comparing it against their published admissions criteria. For example, a faith school will require evidence of church attendance.
- You must complete a SIF if the school you have listed as one of your preferences requires this. Please view the individual school's page within this brochure to check if a SIF is required.
- The SIF will be available from the school and must be completed, signed and returned directly to the school. Please check the individual deadline date for returning the SIF with each school.
- Where a SIF is also required alongside an admission application your application may be invalid or your

chance of a place reduced unless both the forms have been fully completed and received at the correct addresses by the closing dates for each.

## When can I start applying online?

- You can start applying online from **1 September 2020** at [www.southwark.gov.uk/schooladmissions](http://www.southwark.gov.uk/schooladmissions)
- If you do not have a computer at home or do not have internet access, our libraries offer free access to the internet. However, due to the current circumstances relating to Covid-19, this service may be temporarily restricted so please visit [www.southwark.gov.uk/libraries](http://www.southwark.gov.uk/libraries) or call Southwark Council's customer service centre on **020 7525 5000** for further information on your local library and the services it offers.

## How do I apply online?

Online school admission applications are quick and easy to do. **Follow the steps below and you're ready to start your child's online application.**

### Step 1

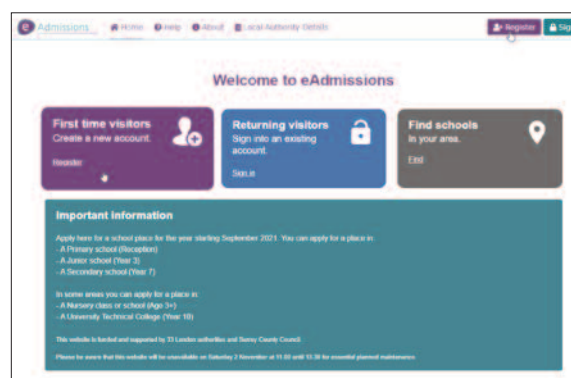
- To apply online go to [www.southwark.gov.uk/schooladmissions](http://www.southwark.gov.uk/schooladmissions)

- Click on



Apply online for school admissions

- You will be taken to the eAdmissions webpage.



- When you first use the eAdmissions website you also have the option to download it as an app to your device by following the instructions.

## Step 2

What to do if:

- **This is the first time you are applying online using eAdmissions; or**
- **You have not used your eAdmissions account within the last three years**
- If you have used your eAdmissions account within the last three years to apply for a school place for any of your children you do not need to register again. Please go to Step 3.
- If this is the first time you are applying for a school place on the eAdmissions website, you must register to apply online. Additionally, if you have not used your eAdmissions account within the last three years, you must register again as your account will have been deleted. It is important that the person registering has parental responsibility for the child and that they both live at the same address that has been stated on the online application.
- You will need an email address to register. Don't worry if you do not have an email address. You can sign up for a free email account by reading our leaflet 'Registering for an email account' which can be requested from the school admissions team by email at [schools.admissions@southwark.gov.uk](mailto:schools.admissions@southwark.gov.uk).
- We recommend that applicants use GoogleMail if possible. However, if you already have an email address you should set your spam/junk mail filter to 'Standard' so that emails from eAdmissions go straight to your inbox. You should also occasionally check your spam/junk email folder to make sure that messages from eAdmissions are not sent there by mistake.
- You can also sign up to get notifications either by text message or by downloading the 'ParentComms' mobile app.

- You will need to click on the '**First time visitors**' box. Once you have registered, you will be asked to create your own **password**. Once your password has been entered, please review the privacy policies before ticking the box and then click '**Create**'.
- You will then be sent an email with your **user name** and instructions which you must follow to validate your email address.
- You can then choose whether to log in to the eAdmissions website to start your application or set up security questions for your account. We strongly recommend that you do set security questions as this helps to confirm your identity should you forget your password and can be used to recover access to your eAdmissions account.

Please keep your user name and password safe as you will need these same details to log in to make any future online applications and to see the outcome of your application.

## Step 3

What to do if you have applied for a school place using your eAdmissions account within the last three years

- On the home page click on '**Returning visitors**' and enter your user name and password.
- If you have forgotten your user name or password click on the '**Forgotten your user name or password?**' link and follow the instructions. Your password can be re-sent to you by text message or to the email address you used when you first registered (please check your spam/junk folder as it may have been sent there).
- Once you log in to your account, you must check if any of your details e.g. your address, email or phone numbers have changed and update them. You can do this by clicking on the '**My Account**' box. Once any necessary changes have been made, you must click '**Save**' to confirm that your details are correct.

**Step 4****Completing the application**

- Once you have logged in, you will be directed to your home page.
- If you can see your child's name on your home page, click on '**Start new application**' below the child's name. This will only be available for children whose date of birth falls within a relevant age range. You should check your child's existing details and click '**Save and continue**' to proceed with your application.
- If your child's name is not displayed, click on the '**Start application**' button. You will then be directed to the '**Child details**' page where you must enter the child's details for whom you are making the application.
- You must also select your child's current school/nursery from the drop down list. If your child's school/nursery is not listed on the drop down list, you must manually type it into the text box provided.
- Once complete, click on '**Save and continue**' to proceed with the application.
- Each page on your screen will explain what you need to do and you can click on the 'i' icon for further information.
- You must select the school you want for your first preference from the drop down list. You can apply for up to six schools which you must select and list in the order you prefer them. Please ensure that the correct school is selected especially when there are other schools with a similar name in the borough.
- Click on '**Add school**' to add further schools to your application. When you have finished adding schools click on '**Confirm selection**'.
- It is your responsibility to check that your online application is fully completed and that all details are entered correctly. Failure to tick certain boxes, e.g. the sibling box, the looked after children box, or the social/medical box, will mean that your application will not be considered under these criteria.

- If you are providing additional supporting documentation you must upload this as an attachment with your online application **before 11.59pm on 15 January 2021**. Please do not post or email supporting documentation as we will not be able to accept these. If you do not provide sufficient supporting documentation your child may not be considered under the relevant criteria.
- If you have ticked the 'social/medical' box, you must upload additional supporting documents as an attachment with your online application, this includes a recent medical or social report and/or a letter from a professional.

If you have ticked the 'looked after child' box you must upload the following supporting documents as attachments with your online application:

1. A letter on headed paper from the local authority in England where the child is currently/previously 'looked after'. The letter must confirm that at the time of making the admissions application, the child is either currently 'looked after' or was previously 'looked after' (but ceased to be so because they were adopted, subject to a child arrangements order or a special guardianship order immediately following having been looked after); and
2. If the child was previously 'looked after', a relevant court order under English law such as an adoption order, a child arrangements order or a special guardianship order.

Please note, 'looked after' or previously 'looked after' children will only be given highest priority if they are currently or were previously in the care of a local authority in England.

**Step 5****When and how do I submit the application?**

- When you have completed your application you must submit it by **11.59pm on 15 January 2021**. The online application will not be deemed as on time if it is received after this time and date.
- Use the '**Submit Application**' button to submit your application.

- After you have submitted your online application you should receive an email confirming that your application has been submitted successfully. The email will also include a unique application reference number similar to this: 210-2021-09-E-123456.
- If you do not receive this email and an application reference number it means your application was not submitted successfully and you must log in and click on the 'Submit application' button again.

**Southwark Council cannot accept responsibility for applications and supporting documents which are not submitted by the closing date.**

## Can I change my preferences once I have submitted my application?

- You can make changes to your online application up until the closing date.
- If you do go back and make further changes to your application you must re-submit it by clicking on 'Submit application' before the closing date. Please also check your home page and click on 'Resubmit application' for your most recent changes to be recorded.
- After the closing date Southwark Council's school admissions team will accept the last submitted version of the application and you will not be able to make any further changes to it.

## What communications will I be sent?

The eAdmissions website will send you various emails including:

- An email with your **user name** asking you to validate your email address.
- An email with your **application reference number** and the **summary of your submitted application**.

- An email **reminder** to submit any pending applications both one week and 24 hours before the closing date. If you register less than 24 hours before the deadline you will not be sent this email.
- An email with the **outcome** of your online application will be sent during the evening of **16 April 2021**.

If you have registered your mobile phone number to be part of the text messaging service, eAdmissions will send you various text messages including:

- A text with your **validation code**.
- A text confirming your **user name**.
- A text **reminder** to submit any pending applications 24 hours before the closing date. If you register less than 24 hours before the deadline you will not be sent this text.
- A text with the **application reference** number of your submitted application.
- A text to inform you that the **outcome** of your application is available to view online. You will not be sent the outcome of your online application by text message.

If you feel you may need further help and advice in completing an online application please contact your child's current nursery school who may be able to support you.

**For any further school admissions information or advice, please email our school admissions team at [schools.admissions@southwark.gov.uk](mailto:schools.admissions@southwark.gov.uk) or call the team on 020 7525 5337.**

# What happens after the closing date?

## How the decision to offer a school place is made

- Each of the schools you have named as preferences on your application will be considered individually.
- If you have listed any schools outside of Southwark, we will send your preference/s to those boroughs electronically.
- Depending on the type of school you have applied to, the decision to offer a school place will be made by:

**Community school** – where a school has received more applications than there are places available, Southwark Council’s school admissions team applies their oversubscription criteria (see page 18) and prioritises the order of offers to be made.

**Academies, voluntary aided, foundation and free schools (non-community schools)** – where a non-community school has received more applications than there are places available, the governing body of each school applies their oversubscription criteria and decides which applicants are to be offered a school place. To view a summary of each non-community school’s oversubscription criteria please see page 26 onwards. Once each school has prioritised applications based on their oversubscription criteria, they will each provide a ranked list to Southwark Council’s schools admissions team.

- If more than one offer can be made from your list of preferred schools, we will check your application to see which one is ranked highest and offer you that place. Any school listed as a

lower preference will be automatically withdrawn so that these places can be offered to other applicants.

- Your child will only receive one offer of a school place.
- If your child is a Southwark resident and it is not possible to offer him/her a school you have listed as a preference, we will offer an alternative place at a school with capacity. This is likely to be the nearest Southwark school to the child’s home which has a vacancy.

## Offer of a school place

- You will receive an email after **5pm on 16 April 2021** which will provide information on what to do next. You will also be able to view the outcome of your application on the eAdmissions website during the evening of **16 April 2021**.
- Application results will not be provided over the telephone.
- Please note that the offer of a school place is conditional until proof of your address has been confirmed by the school.
- Original copies of the following will be required:
  - Child benefit documentation or if you are no longer eligible to receive child benefit, a letter from HMRC confirming that you were previously in receipt of child benefit.
  - Council tax bill
  - One other proof of address, for example bank statement, TV licence, credit card or store card statement.

## Important information

**If the council or an admission authority has reason to suspect that a family does not live at the address stated, we will carry out an investigation. Should we discover that a parent is making a fraudulent claim the offer of a place will be withdrawn.**

## Respond to your offer of a school place

- Your child's offer will be automatically accepted if you are a Southwark resident and his/her details will be forwarded to the allocated school after **30 April 2021**.
- This offer of a school place will remain available unless you notify us of any other suitable alternative arrangement for education that has been made for your child. You must notify the school admissions team by email at [schools.admissions@southwark.gov.uk](mailto:schools.admissions@southwark.gov.uk) and include your unique application reference number by **30 April 2021** so that another child may be offered the place.

## If you are not offered a school of your preference

### Waiting lists

- If it has not been possible to offer a place at any Southwark schools named as a higher preference on your application, your child's name will automatically be added to their waiting lists.
- You may also ask for your child's name to be added to the waiting list of any out of borough schools listed on your application. Please contact the local authority the school is located in for further information.
- The school admissions code requires admission authorities to hold their waiting list strictly in order of the priorities of their published oversubscription criteria. If your child's name is added to a school's waiting list, their position may go up or down the list depending on whether any late applicants have been added and how the oversubscription criteria applies to these children (i.e. if a late applicant meets a higher admissions criterion than others already on the list, they will be given a higher waiting list position). This ensures that if a vacancy arises at a school at any time, the admissions criteria is used to determine which child is offered a place from the waiting list.

- Southwark Council's school admissions team hold waiting lists for all Southwark schools until **31 August 2021** and will contact you should a place become available at your preferred school.
- If a conditional offer made from a waiting list is not accepted within five working days it will be withdrawn and offered to the next child on the list.
- If you change address whilst on a waiting list, evidence of the new address will be required when measuring for the home to school distance criterion.

### Appeals

- You can appeal against the decision not to offer your child a place at a preferred school. Please see below for further information on how to appeal.

## Appeals

### Community primary schools

- If you were unsuccessful in being offered a place for your child at a Southwark community school and would like to appeal, you will need to complete and return an admissions appeal form by the set date. For a printable copy of the admissions appeal form and guidance notes, please visit [www.southwark.gov.uk/schooladmissions](http://www.southwark.gov.uk/schooladmissions)
- The email containing the outcome of your child's application will also give you information about how to appeal.
- Independent appeal panels will consider all appeals and the hearing will be clerked by an independent appeals clerk. You will be able to attend the hearing.
- Appeals are heard in June/July. This is to allow for movement after the offer date where places become vacant as families may have accepted a place at an alternative school.

### Southwark non-community primary schools

- If you were unsuccessful in being offered a place for your child at a Southwark non-community school you must contact the school/s directly as they administer their own appeal hearings.
- They should then be able to give you further information about how to appeal and send you a copy of their own appeal form.
- The email containing the outcome of your child's application will also give you information about how to appeal.

More detailed information about the appeal process can be found by contacting Southwark Council's school admissions team on **020 7525 5337** or by obtaining a copy of the School Admission Appeals Code from the Department for Education (DfE), see contact details on page 75.

### Late applications

- If you are making a late application **between 16 January 2021 and 30 June 2021**, you must complete and submit an online application at [www.eadmissions.org.uk](http://www.eadmissions.org.uk) Please see page 9 for information on how to apply online.
- If you are making a late application **after 30 June 2021**, you must complete a separate form as the online application system will no longer be available. You can download the form at [www.southwark.gov.uk/schooladmissions](http://www.southwark.gov.uk/schooladmissions) You can also request the form from the school admissions team by email at [schools.admissions@southwark.gov.uk](mailto:schools.admissions@southwark.gov.uk).
- All late applications received after **15 January 2021** (except those regarded as exceptional circumstance) will not be considered for a school place until after the initial offer of places on **16 April 2021**.
- However, Southwark Council's school admissions team can accept a late application as on time where it considers there are exceptional circumstances. You will need to notify the school admissions team by email at

[schools.admissions@southwark.gov.uk](mailto:schools.admissions@southwark.gov.uk) if you are submitting a late application under exceptional circumstances, providing your reasons and any supporting documents so that they can be considered.

- Only late applications submitted between **16 January 2021 and 11 February 2021** may be considered under the exceptional circumstances category.
- Late applicants will receive their child's offer of a school place by email.

### Change of address

- If your child's home address has changed after submitting your application but before the primary application deadline of 15 January 2021, you must update your child's online application with their new home address immediately. Please ensure that you re-submit the application once you have amended your child's home address so that the change can be recorded.
- If your child's home address has changed after 15 January 2021, you must complete and return a 'Change of address' form by email to Southwark Council's school admissions team immediately. You can download the 'Change of address' form at [www.southwark.gov.uk/schooladmissions](http://www.southwark.gov.uk/schooladmissions). You can also request the form from the school admissions team by email at [schools.admissions@southwark.gov.uk](mailto:schools.admissions@southwark.gov.uk). Please note, once we receive the completed 'Change of address' form, your child's new home address will be updated on their application after 16 April 2021.
- Once your child's application has been updated with their new home address, the school will then need to process the child's application again in order to apply their oversubscription criteria.

# Southwark Information, Advice and Support team (SIAS)

## Special educational needs and disability and school preference advice

The SIAS team provides parents and young people access to confidential and impartial information, advice and support so that they can make informed decisions related to education and pathways to employment. This is achieved by working in partnership with parents and young people, providing information, guidance and training, working with relevant agencies and ensuring parents' and young people's views influence local policy and practice.

What you can expect from the team:

- A response to enquiries by phone, email or letter within five working days
- Our telephone line will be open between 9am and 5pm, or if the phone is busy you will be able to leave a message on the confidential answer phone
- Regular sessions held during term time where parents can make an appointment or drop in to meet them to discuss education, health or social care issues
- Information sessions held for parents and young people
- Advice and support for parents and young people with admissions for primary and secondary school.

### Southwark Information, Advice and Support Team (SIAS)

This service is free to all parents and young people who live in Southwark where a child or young person is aged 0 to 25 years with special educational needs and/or disabilities.

- ☎ 020 7525 3104
- ✉ [sias@southwark.gov.uk](mailto:sias@southwark.gov.uk)

### Special educational needs and disabilities team

Further information on the admissions process for children with statements of special educational needs or education, health and care plans can be obtained by contacting Southwark Council's special educational needs and disabilities team directly.

- ☎ 020 7525 4278
- ✉ [sen@southwark.gov.uk](mailto:sen@southwark.gov.uk)
- 🌐 [www.localoffer.southwark.gov.uk](http://www.localoffer.southwark.gov.uk)

## LOCAL OFFER

LONDON BOROUGH OF SOUTHWARK

Southwark's Local Offer provides information about the services and opportunities available locally to children, young people and their families.

Please visit us at [www.localoffer.southwark.gov.uk](http://www.localoffer.southwark.gov.uk) or contact Southwark IAS if you prefer to speak to one of the team.

- ☎ 0207 525 3104
- ✉ [localoffer@southwark.gov.uk](mailto:localoffer@southwark.gov.uk)
- 🌐 [www.localoffer.southwark.gov.uk](http://www.localoffer.southwark.gov.uk)
- 🐦 @localofferswk



# The schools



# Oversubscription criteria for Southwark community schools

## Oversubscription criteria – September 2021 intake (for all years excluding nursery)

In the event of there being more applications than places available, places will be allocated in the following order of priority:

1. Children in public care (looked after children) and children who were previously looked after but ceased to be so because they were adopted (or became subject to a child arrangements order or special guardianship order) immediately following having been looked after [see note a]
2. Children with siblings who are already on roll at the school and will still be on roll at their date of entry [see note b]
3. Children with exceptional medical, social or psychological needs, where it is agreed by the Local Authority ("LA") and the headteacher that these can best be addressed at a particular school [see note c]
4. Children of permanent staff employed at the school [see note d]
5. Children living nearest to the school as measured by a straight line from the child's home to the main school gate / entrance [see note e]

### Notes

**(a)** A 'looked after child' is a child who is (a) in the care of a local authority, or (b) being provided with accommodation by a local authority in the exercise of their social services functions (see definition in Section 22(1) of the Children Act 1989) at the time of making an application to a school.

This includes children who were adopted under the Adoption Act 1976 (see section 12 adoption orders) and children who were adopted under the Adoption and Children's Act 2002 (see section 46 adoption orders).

Child arrangements orders are defined in section 8 of the Children Act 1989, as amended by section 12 of the Children and Families Act 2014. Child arrangements orders replace residence orders and

any residence orders in force prior to 22 April 2014 is deemed to be a child arrangements order.

Section 14A of the Children Act 1989 defines a 'special guardianship order' as an order appointing one or more individuals to be a child's special guardian (or special guardians).

References to previously looked after children in the School Admissions Code 2014 means such children who were adopted (or subject to child arrangements orders or special guardianship orders) immediately following having been looked after.

**(b)** Sibling includes full, half, step, foster and adopted brother or sister living in the same family unit and at the same home address as the child.

The home address is where the parent/carer lives and the child permanently resides unless otherwise directed by a Court Order. This will also apply to informal care arrangements. Where a child spends time with both parents/carers in separate homes and both have parental responsibility, the school will need to establish where the majority of school nights (Sunday to Thursday) are spent. This will then be treated as the home address.

Siblings attending the nursery or in Year 6 who will be transferring to secondary school will not be regarded as a sibling under this criterion.

**(c)** Supporting evidence to substantiate that the child or their family has a medical, social or psychological need must be provided at the time of application. The evidence must be in a written format and should set out the reasons why, in their view, a particular school is the most suitable and the difficulties that would be caused if the child had to attend another school.

This evidence must be current and either from the child's registered general practitioner or any other relevant qualified professional that the child has been referred to and/or who is providing direct care/support/treatment to the child on an ongoing basis in their professional capacity e.g. a child or educational psychologist, a child psychiatrist, an orthopaedic consultant or a social worker.

**(d)** Applications will be prioritised where permanent staff employed at Southwark community primary schools are applying for a place for their child at the school they work in. For the purposes of this criterion, the 'permanent staff' member must:

- Be employed at the Southwark community primary school they are applying to for a minimum of two years at the time of submitting the application;
- Work as a teaching assistant or a qualified teacher at that school on a permanent basis; and
- Work at the school for a minimum of 0.6fte (16.5 hours teaching staff).

Supporting evidence and verification from the headteacher at the school must be provided at the time of application to substantiate that the permanent staff member is employed as per the requirements set out above. Where supporting evidence has not been provided, priority will not be given under this criterion.

'Children of permanent staff' includes the natural, step, foster or adopted child living in the same family unit and at the same home address as the staff member making the application.

Priority is limited to a maximum of one child per form of entry per academic year at each Southwark community primary school as per the table.

If the staff member has multiple birth children or more than one child in the same academic year, Southwark community schools will admit all qualifying children under this criterion.

Published admission number at the Southwark community primary school	Maximum limit for children prioritised under criterion (4)
120	4
90	3
60	2
30	1

**(e)** The LA uses the eastings and northings linked to an applicants address to calculate a straight line distance measurement to all of our community schools in Southwark which is generated by our Capita pupil database.

Due to Ivydale School being based at two sites the distance for this school only will be calculated using a straight line from each applicant's home address to the main gate / entrance of both school sites. The shorter of the two distances will then be used.

If a child lives in a block of flats where a communal entrance is used, the LA will use the grid references for the block, not for the individual flat. When dealing with multiple applications from a block of flats to the same community school, lower door numbers will take priority.

**(f)** A child's attendance at a co-located nursery class does not guarantee admission to the school for primary education. A separate application must be made for transfer from nursery to primary school.

**(g)** Multiple births – if only one place is available at the school and the next child who qualifies for a place is one of multiple birth siblings, Southwark community schools will admit all qualifying siblings as 'excepted pupils' by going over their published admission number.

**Tie break** – where a school becomes oversubscribed once all the criteria have been applied, places will be offered to children living nearest to the school measured by a straight line, as described under criterion 5. If however there is a tie break, lots will be drawn to decide which child is offered a place.

### Important information

Parents are advised that websites which provide distance measuring facilities such as [www.googlemap.co.uk](http://www.googlemap.co.uk) will not give an accurate measurement and cannot be relied on for school admissions purposes. The school finder facility on Southwark Council's website gives approximate distances to schools based on postcodes alone and cannot be relied on to identify the school which is the closest to an actual address.

# Breakdown of reception places allocated at Southwark community schools for September 2020

Name of school	Published admission number 2020/21	Number of applications received for preferences 1-6	Children admitted outside of their normal age group**	SEN	LAC	Siblings	Social/Medical	Children of staff at the school	Distance	Furthest distance (metres) offered a school place	Appeals heard	Successful appeals	
Albion	60	212	0	0	0	21	0	0	39	857	0	n/a	
Alfred Salter	60	163	0	0	0	24	0	0	36	1083	0	n/a	
Bellenden	30	139	1	all offered								0	n/a
Bessemer Grange	90	255	2	all offered								0	n/a
Brunswick Park	60*	106	1	all offered								0	n/a
Camelot	60	89	0	all offered								0	n/a
Cobourg	60	58	0	all offered								0	n/a
Comber Grove	30	61	0	all offered								0	n/a
Crampton	30	144	0	0	0	16	0	0	14	376	0	n/a	
Crawford	60	135	1	all offered								0	n/a
Dog Kennel Hill	60	146	0	all offered								0	n/a
Dulwich Wood	60	222	3	0	0	31	0	0	29	959	0	n/a	
Goodrich	90	291	0	0	0	30	0	0	60	1113	2	0	
Grange	60	89	1	all offered								0	n/a
Heber	60	331	0	0	0	20	1	0	39	490	3	0	
Hollydale	30	88	0	all offered								0	n/a
Ilderton	60	100	0	all offered								0	n/a
Ivydale	90	195	5	all offered								0	n/a
John Ruskin & Unit	58	175	0	2	0	30	0	0	28	494	1	0	
Keyworth	60	65	1	all offered								0	n/a
Lyndhurst	60	233	2	0	1	26	0	0	33	503	2	0	
Michael Faraday	60	142	1	0	0	25	0	0	35	659	4	0	
Oliver Goldsmith	60	121	2	all offered								0	n/a
Phoenix	90	181	1	0	1	34	0	0	55	3373	0	n/a	
Pilgrim's Way	30	41	0	all offered								0	n/a
Riverside	45	206	0	0	0	14	0	0	31	667	1	0	
Robert Browning	30	56	0	all offered								0	n/a
Rotherhithe	60	111	0	all offered								0	n/a
Rye Oak	60*	98	1	all offered								0	n/a
Snowsfields & Unit	28*	93	0	2	0	11	2	0	7	471	0	n/a	
Southwark Park	60	153	0	all offered								0	n/a
Tower Bridge	30	83	0	0	0	11	1	0	19	783	0	n/a	
Townsend	30	45	0	all offered								0	n/a
Victory	30	55	0	all offered								0	n/a

SEN - Special educational needs

LAC - Looked after children/previously looked after children

\* School has a designated ASD base with places reserved for children with autism who have an Education, Health and Care Plan

\*\* Children who are admitted outside of their normal age group have been ranked against the school's admissions criteria alongside those children who have been admitted within their normal year group.

## Community primary schools

The published admission numbers (PAN) and information stated under each school are for the 2021/22 academic year and are correct at the time of publication.

### Albion Primary School

**Headteacher:** Mr Karl Bardouille  
 🏠 Albion Street, SE16 7JD  
 ☎ 020 7237 3738  
 🌐 [www.albionprimaryschool.co.uk](http://www.albionprimaryschool.co.uk)  
 ✉ [office@albion.southwark.sch.uk](mailto:office@albion.southwark.sch.uk)  
 ♿ Total wheelchair access  
 Age range: 3 to 11  
 Published admission number: 60  
 Nursery places available: Yes  
 DfE number: 210/2003

### Alfred Salter Primary School

**Headteacher:** Ms Eleanor Prestage  
 🏠 Quebec Way, SE16 7LP  
 ☎ 020 7252 3676  
 🌐 [www.alfredsalter.com](http://www.alfredsalter.com)  
 ✉ [office@alfredsalter.com](mailto:office@alfredsalter.com)  
 ♿ Total wheelchair access  
 Age range: 3 to 11  
 Published admission number: 60  
 Nursery places available: Yes  
 DfE number: 210/2853

### Bellenden Primary School

**Executive Headteacher:** Mr Gregory Doey  
**Headteacher:** Mrs Julie Ireland  
 🏠 Dewar Street, SE15 4JP  
 ☎ 020 7732 7107  
 🌐 [www.bellenden.southwark.sch.uk](http://www.bellenden.southwark.sch.uk)  
 ✉ [office@bellenden.southwark.sch.uk](mailto:office@bellenden.southwark.sch.uk)  
 ♿ Total wheelchair access  
 Age range: 3 to 11  
 Published admission number: 30  
 Nursery places available: Yes  
 DfE number: 210/2038

### Bessemer Primary School


**Executive Headteacher:** Ms Sarah Beard  
**Head of School:** Mrs Elizabeth Whitehead  
 🏠 Dylways, SE5 8HP  
 ☎ 020 7274 2520  
 🌐 [www.bessemergrangeprimary.co.uk](http://www.bessemergrangeprimary.co.uk)  
 ✉ [office@bessemergrange.southwark.sch.uk](mailto:office@bessemergrange.southwark.sch.uk)  
 ♿ Total wheelchair access  
 Age range: 3 to 11  
 Published admission number: 90  
 Nursery places available: Yes  
 DfE number: 210/2856

### Brunswick Park Primary School

**Headteacher:** Mrs Susannah Bellingham  
 🏠 Picton Street, SE5 7QH  
 ☎ 020 7525 9033  
 🌐 [www.brunswickparkprimary.co.uk](http://www.brunswickparkprimary.co.uk)  
 ✉ [office@brunswickpark.southwark.sch.uk](mailto:office@brunswickpark.southwark.sch.uk)  
 ♿ Partial wheelchair access  
 Age range: 3 to 11  
 Published admission number: 60\*  
 Nursery places available: Yes  
 DfE number: 210/2858

### Camelot Primary School

**Headteacher:** Mr James Robinson  
 🏠 Bird in Bush Road, SE15 1QP  
 ☎ 020 7639 0431  
 🌐 [www.camelot.southwark.sch.uk](http://www.camelot.southwark.sch.uk)  
 ✉ [office@camelot.southwark.sch.uk](mailto:office@camelot.southwark.sch.uk)  
 ♿ Partial wheelchair access  
 Age range: 3 to 11  
 Published admission number: 60  
 Nursery places available: Yes  
 DfE number: 210/2085



**Cobourg Primary School****Acting headteacher:** Linda Ali Cobourg Road, SE5 0JD 020 7703 2583 [www.cobourg.southwark.sch.uk](http://www.cobourg.southwark.sch.uk) [office@cobourg.southwark.sch.uk](mailto:office@cobourg.southwark.sch.uk) Limited wheelchair access

Age range: 3 to 11

Published admission number: 60

Nursery places available: Yes

DfE number: 210/2116


**Comber Grove Primary School****Headteacher:** Ms Sarah Bowmer Comber Grove, SE5 0LQ 020 7703 4168 [www.combergrove.co.uk](http://www.combergrove.co.uk) [office@combergrove.southwark.sch.uk](mailto:office@combergrove.southwark.sch.uk) Limited wheelchair access

Age range: 3 to 11

Published admission number: 30

Nursery places available: Yes

DfE number: 210/2123



**Crampton Primary School****Headteacher:** Miss Marian Kennedy Iliffe Street, SE17 3LE 020 7735 2219 [www.cramptonprimary.co.uk](http://www.cramptonprimary.co.uk) [office@crampton.southwark.sch.uk](mailto:office@crampton.southwark.sch.uk) Partial wheelchair access

Age range: 4 to 11

Published admission number: 30

Nursery places available: No

DfE number: 210/2138



**Crawford Primary School****Executive Headteacher:** Mrs Susan Holt**Head of school:** Mrs Haley Foxworthy Crawford Road, SE5 9NF 020 7274 1046 [www.gipsyhillfederation.org.uk](http://www.gipsyhillfederation.org.uk) [crawford@ghf.london](mailto:crawford@ghf.london) Partial wheelchair access

Age range: 3 to 11

Published admission number: 60

Nursery places available: Yes

DfE number: 210/2142



**Dog Kennel Hill Primary School****Executive Headteacher:** Galiema Amien-Cloete**Head of school:** Lisa Christiansen Dog Kennel Hill, SE22 8AB 020 7274 1829 [www.dkh.org.uk](http://www.dkh.org.uk) [school@dkh.southwark.sch.uk](mailto:school@dkh.southwark.sch.uk) Total wheelchair access

Age range: 3 to 11

Published admission number: 60

Nursery places available: Yes

DfE number: 210/2161




**Dulwich Wood Primary School****Headteacher:** Ms Helen Rowe Bowen Drive, Dulwich, SE21 8NS 020 8670 5470 [www.dulwichwood.com](http://www.dulwichwood.com) [office@dulwichwood.com](mailto:office@dulwichwood.com) Partial wheelchair access

Age range: 4 to 11

Published admission number: 60

Nursery places available: No

DfE number: 210/2365




**Goodrich Primary School****Headteacher:** Mr Craig Voller Dunstons Road, SE22 0EP 020 8693 1050 [www.goodrich.org.uk](http://www.goodrich.org.uk) [office@goodrich.southwark.sch.uk](mailto:office@goodrich.southwark.sch.uk) Partial wheelchair access

Age range: 3 to 11

Primary admissions limit: 90

Nursery places available: Yes

DfE: 210/2257


**Grange Primary School****Headteacher:** Mrs Diana Valcheva Webb Street, SE1 4RP 020 7771 6121 [www.grange.southwark.sch.uk](http://www.grange.southwark.sch.uk) [office@grange.southwark.sch.uk](mailto:office@grange.southwark.sch.uk) Limited wheelchair access

Age range: 3 to 11

Published admission number: 60

Nursery places available: Yes

DfE number: 210/2263

**Heber Primary School****Headteacher:** Miss Rivka Rosenberg Heber Road, SE22 9LA 020 8693 2075 www.heberprimaryschool.com adminoffice@heber.southwark.sch.uk Partial wheelchair access

Age range: 3 to 11

Published admission number: 60

Nursery places available: Yes

DfE number: 210/2293

**Hollydale Primary School****Headteacher:** Ms Reema Reid Hollydale Road, SE15 2AR 020 7639 2562 www.hollydale.southwark.sch.uk admin@hollydaleprimary.co.uk Limited wheelchair access

Age range: 4 to 11

Published admission number: 30

Nursery places available: No

DfE number: 210/2308




**Ilderton Primary School****Headteacher:** Ms Carol Askins Varcoe Road, SE16 3LA 020 7237 3980 www.mayflowerfederation.org.uk office@ilderton.southwark.sch.uk Limited wheelchair access

Age range: 3 to 11

Published admission number: 60

Nursery places available: Yes

DfE number: 210/2323

**Ivydale Primary School****Headteacher:** Ms Helen Ingham Ivydale Road, SE15 3BU (Nursery to Year 3) Inverton Road, SE15 3DD (Year 4 to Year 6) 020 7639 2702 www.ivydaleschool.co.uk office@ivydale.southwark.sch.uk Partial wheelchair access

Age range: 3 to 11

Published admission number: 90

Nursery places available: Yes

DfE number: 210/2328

**John Ruskin Primary School and Language Classes**

John Ruskin has a specialist unit for specific speech and language impairment. For further details contact Southwark Council's special educational needs and disabilities team on 020 7525 4278.


**Interim headteacher:** Clare Tayton John Ruskin Street, SE5 0PQ 020 7703 5800 www.johnruskin.southwark.sch.uk office@johnruskin.southwark.sch.uk Limited wheelchair access

Age range: 3 to 11

Published admission number: 58

Nursery places available: Yes

DfE number: 210/2339


**Keyworth Primary School****Executive Headteacher:** Sarah Beard**Head of school:** Ray Capper Faunce Street, SE17 3TR 020 7735 1701 www.keyworth.southwark.sch.uk office@keyworth.southwark.sch.uk Limited wheelchair access

Age range: 2 to 11

Published admission number: 60

Nursery places available: Yes

DfE number: 210/2351

**Lyndhurst Primary School****Co-headteachers:** Nicholas Hammill and Jola Nowakowska Denmark House, Grove Lane, SE5 8SN 020 7703 3046 www.lyndhurstweb.com office@lyndhurst.southwark.sch.uk Partial wheelchair access

Age range: 5 to 11

Published admission number: 60

Nursery places available: Yes

DfE number: 210/2392

**Michael Faraday Primary School****Headteacher:** Ms Karen Fowler Portland Street, SE17 2HR 020 7703 5806 [www.michaelfaradayschool.co.uk](http://www.michaelfaradayschool.co.uk) [info@michaelfaraday.southwark.sch.uk](mailto:info@michaelfaraday.southwark.sch.uk) Total wheelchair access

Age range: 3 to 11

Published admission number: 60

Nursery places available: Yes

DfE number: 210/2411

**Oliver Goldsmith Primary School****Headteacher:** Lesley Murdoch Peckham Road, SE5 8UH 020 7703 4894 [www.olivergoldsmith.southwark.sch.uk](http://www.olivergoldsmith.southwark.sch.uk) [office@olivergoldsmith.southwark.sch.uk](mailto:office@olivergoldsmith.southwark.sch.uk) Limited wheelchair access

Age range: 3 to 11

Published admission number: 60

Nursery places available: Yes

DfE number: 210/2855

**Phoenix Primary School****Headteacher:** Simon Assig Marlborough Grove, SE1 5JT 020 7231 8622 [www.mayflowerfederation.org.uk](http://www.mayflowerfederation.org.uk) [phoenix@mayflowerfederation.org.uk](mailto:phoenix@mayflowerfederation.org.uk) Partial wheelchair access

Age range: 3 to 11

Published admission number: 90

Nursery places available: Yes

DfE number: 210/2848


**Pilgrims' Way Primary School****Executive Headteacher:** Mr Gregory Doey**Headteacher:** Julie Ireland Tustin Estate, Manor Grove, SE15 1EF 020 7639 1995 [www.pilgrimsway.southwark.sch.uk](http://www.pilgrimsway.southwark.sch.uk) [admin@pilgrimsway.southwark.sch.uk](mailto:admin@pilgrimsway.southwark.sch.uk) Total wheelchair access

Age range: 3 to 11

Published admission number: 30

Nursery places available: Yes

DfE number: 210/2852




**Riverside Primary School****Headteacher:** Jose Lewis Janeway Street, SE16 4PS 020 7237 3227 [www.riverside.southwark.sch.uk](http://www.riverside.southwark.sch.uk) [office@riverside.southwark.sch.uk](mailto:office@riverside.southwark.sch.uk) Limited wheelchair access

Age range: 3 to 11

Published admission number: 45

Nursery places available: Yes

DfE number: 210/2514



**Robert Browning Primary School  
– part of the Bridges Federation****Executive Headteacher:** Kate Wooder**Headteacher:** Sarah Manley King and Queen Street, SE17 1DQ 020 7708 3456 [www.thebridgesfederation.org.uk](http://www.thebridgesfederation.org.uk) [office@robertbrowning.southwark.sch.uk](mailto:office@robertbrowning.southwark.sch.uk) Total wheelchair access

Age range: 3 to 11

Published admission number: 30

Nursery places available: Yes

DfE number: 210/2516



**Rotherhithe Primary School****Executive Headteacher:** Galiema Amien-Cloete**Head of school:** Lisa Christiansen Rotherhithe New Road, SE16 2PL 020 7237 1586 [www.rotherhitheprimary.co.uk](http://www.rotherhitheprimary.co.uk) [office@rotherhithe.southwark.sch.uk](mailto:office@rotherhithe.southwark.sch.uk) Total wheelchair access

Age range: 3 to 11

Published admission number: 60

Nursery places available: Yes

DfE number: 210/2526

**Rye Oak Primary School****Headteacher:** Ruth Sharp Whorlton Road, SE15 3PD 020 7639 3914 [www.ryeoak.southwark.sch.uk](http://www.ryeoak.southwark.sch.uk) [office@ryeoak.southwark.sch.uk](mailto:office@ryeoak.southwark.sch.uk) Total wheelchair access


Age range: 2 to 11

Published admission number: 60\*

Nursery places available: Yes

DfE number: 210/3670




**Snowsfields Primary School - part of the Bridges Federation****Executive Headteacher:** Kate Wooder Kirby Grove, SE1 3TD 020 7525 9065 [www.thebridgesfederation.org.uk](http://www.thebridgesfederation.org.uk) [office@snowsfields.southwark.sch.uk](mailto:office@snowsfields.southwark.sch.uk) Limited wheelchair access

Age range: 3 to 11

Published admission number: 28\* (and two additional places reserved for the ASD Base)

Nursery places available: Yes

DfE number: 210/2560



**Southwark Park Primary School****Headteacher:** Mr Carl Vernalls 383 Southwark Park Road, SE16 2JH 020 7394 4000 [www.southwarkparkschool.co.uk](http://www.southwarkparkschool.co.uk) [office@southwarkpark.southwark.sch.uk](mailto:office@southwarkpark.southwark.sch.uk) Total wheelchair access

Age range: 3 to 11

Published admission number: 60

Nursery places available: Yes

DfE number: 210/2562


**Tower Bridge Primary School - part of the Bridges Federation****Executive Headteacher:** Kate Wooder Fair Street, SE1 2AE 020 7407 2959 [www.thebridgesfederation.org.uk](http://www.thebridgesfederation.org.uk) [office@towerbridge.southwark.sch.uk](mailto:office@towerbridge.southwark.sch.uk) Limited wheelchair access

Age range: 3 to 11

Published admission number: 30

Nursery places available: Yes

DfE number: 210/2607

**Townsend Primary School****Headteacher:** Mrs Anne Stonell Townsend Street, SE17 1HJ 020 7703 2672 [www.townsendprimary.co.uk](http://www.townsendprimary.co.uk) [office@townsend.southwark.sch.uk](mailto:office@townsend.southwark.sch.uk) Limited wheelchair access

Age range: 3 to 11

Published admission number: 30

Nursery places available: Yes

DfE number: 210/2609

**Victory Primary School****Headteacher:** Mrs Makeda Williams-Pinnock Rodney Road, SE17 1PT 020 7703 5722 [www.victory.southwark.sch.uk](http://www.victory.southwark.sch.uk) [office@victory.southwark.sch.uk](mailto:office@victory.southwark.sch.uk) Limited wheelchair access

Age range: 3 to 11

Published admission number: 30

Nursery places available: Yes

DfE number: 210/2621

\*Please note that these schools have a designated ASD base. Places at the base are reserved for children with autism who have an education, health and care plan or a statement of special educational needs, who may benefit from inclusion in a mainstream school. These places are allocated by Southwark Council's special educational needs and disabilities (SEND) team through a panel and is separate to the normal round of admissions.

For further details contact Southwark Council's SEND team on 020 7525 4278.

# Academy, voluntary aided, foundation and free primary schools' admission policies

Due to the current circumstances relating to Covid-19, we strongly advise families to check each school's website for any updates to their admission arrangements 2021/22 as this may be subject to change at short notice and will supersede the information stated in this brochure. Specifically, please check for any adjustments to the faith based criteria requirements at our Church of England and Catholic schools.

The published admissions numbers (PAN) and information stated on each school's page are for the 2021/22 academic year (including any expansion classes) and are correct at the time of publication.








## Non community schools at a glance

Name of school	School type	DfE code	Primary intake in 2020/21	Total applications received for September 2020	Supplementary form required
Angel Oak Academy	Academy	210/2005	60	127	√
Ark Globe Academy	Academy	210/6912	60	76	x
Boutcher	Church of England	210/3313	30	148	√
Charles Dickens	Academy	210/2100	60	265	x
Charlotte Sharman	Foundation	210/5207	30	49	x
Dulwich Hamlet Junior	Academy	210/2169	90	114	x
Dulwich Village Infants'	Church of England	210/3337	90	350	√ *
English Martyrs'	Catholic	210/3341	60	77	√
Friars	Foundation	210/5205	30	70	√
Galleywall	Free school	210/2007	60	168	x
Goose Green	Academy	210/2008	60	182	x
Harris Primary Academy, Peckham Park	Academy	210/2857	60	80	x
Harris Primary Academy, East Dulwich	Free school	210/2004	60	342	x
Harris Primary Free School Peckham	Free school	210/2001	60	54	x
John Donne	Academy	210/2335	60	135	x
John Keats	Free school	210/2009	60	84	√
Judith Kerr	Free school	210/2002	50	318	x
Peter Hills with St Mary's and St Paul's	Church of England	210/3516	30	41	√
Redriff Primary	Academy	210/2500	60	200	x
Saint Joseph's, Borough	Catholic	210/3484	30	72	√
St Anthony's	Catholic	210/5201	60	113	√
St Francesca Cabrini	Catholic	210/5200	60	41	√
St Francis	Catholic	210/3435	60	93	√
St George's	Church of England	210/3445	30	46	√
St George's Cathedral	Catholic	210/3447	30	49	√
St James'	Church of England	210/3452	60	97	√
St James the Great	Catholic	210/3399	30	76	√
St Joseph's Camberwell Infants'	Catholic	210/5204	60	52	√
St John's	Catholic	210/3669	30	104	√
St John's and St Clement's	Church of England	210/3460	60	216	√
St John's Walworth	Church of England	210/3468	30	37	√
St Joseph's Camberwell Juniors'	Catholic	210/5203	60	58	√
St Joseph's, George Row	Catholic	210/3475	45	137	√
St Joseph's, Gomm Road	Catholic	210/3476	30	114	√
St Jude's	Church of England	210/3492	30	21	√
St Mary Magdalene	Church of England	210/3508	30	41	√
St Paul's	Church of England Academy	210/2010	30	48	√
St Peter's	Church of England	210/3586	30	32	√
Surrey Square	Academy	210/5209	60	113	x
The Belham	Free school	210/2006	60	229	x
The Cathedral School of St Saviour and St Mary Overie	Church of England	210/3593	30	143	√

(\*foundation place applicants only)

## Angel Oak Academy

<b>Academy</b>	<b>DfE number:</b> 210/2005
<b>Executive headteacher:</b> Tim Mills	<b>Age range:</b> 3 to 11
<b>Interim Head of School:</b> Mr Alex Farley	<b>Published admission number:</b> 60
 Burcher Gale Grove, SE15 6FL	<b>Supplementary information form required:</b> No
 020 7703 3125	
 <a href="http://www.angeloakacademy.org">www.angeloakacademy.org</a>	
 <a href="mailto:office@angeloakacademy.org">office@angeloakacademy.org</a>	
 Limited wheelchair access	

### Admission criteria 2021 (summary) contact school for full criteria

All children applying for a place at the academy will be offered a place. If more applications are received than there are places available, places will be offered in accordance with the following order of priority:

1. Looked after children and previously looked after children who ceased to be so because they were adopted (or became subject to a child arrangement/residence or special guardianship order)

---

2. Children with medical need requiring admission to this academy only

---

3. Children with a sibling at the academy

---






4. Eligible children who attend Angel Oak Academy nursery

---

5. All other children

---

## Ark Globe Academy

<b>Academy</b>	<b>DfE number:</b> 210/6912
<b>Executive Principal:</b> Mr Matt Jones	<b>Age range:</b> 3 to 18
<b>Primary Principal:</b> Ms Samantha Colburn	<b>Published admission number:</b> 60
 Harper Road, SE1 6AF	<b>Supplementary information form required:</b> No
 020 7407 6877	
 www.arkglobe.org	
 info@arkglobe.org	
 Partial wheelchair access	






### Admission criteria 2021 (summary) contact school for full criteria

After the admission of pupils with an education, health and care plan or a statement of special educational needs where the academy is named on the statement or plan, the remaining places will then be offered in the following order of priority:

1. Looked after children and previously looked after children who ceased to be so because they were adopted (or became subject to a child arrangement/residence or special guardianship order)
2. Children of staff at the school where there is a demonstrable skill shortage
3. Children who have a sibling who already attends the school and who will continue to do so on the date of admission (for this purpose 'sibling' means a whole, half or step brother or step sister resident at the same address)
4. Children of staff in the school – where there is no demonstrable skill shortage, priority must be given where the academy is oversubscribed to a child of a person who will have been employed in the academy for two or more years at the time the application is made
5. Distance measurement by straight line route. A child's home will be the address at which the child normally resides and which has been notified to the academy and other relevant agencies as being the child's normal place of residence

Pupils in the Ark Globe Academy primary school have an automatic place in the secondary school if they wish to transfer.

## Charles Dickens Primary School (Charter Schools Educational Trust)

<b>Academy</b>	<b>DfE number:</b> 210/2100
<b>Executive Headteacher:</b> Mrs Cassie Buchanan	<b>Age range:</b> 2 to 11
<b>Head of School:</b> Mr Michael Eggleton	<b>Published admission number:</b> 60
 Toulmin Street, SE1 1AF	<b>Supplementary information form required:</b> No
 020 7407 1769	
 <a href="http://www.charlesdickens.southwark.sch.uk">www.charlesdickens.southwark.sch.uk</a>	
 <a href="mailto:office@charlesdickens.southwark.sch.uk">office@charlesdickens.southwark.sch.uk</a>	
 Limited wheelchair access	

### Admission criteria 2021 (summary) contact school for full criteria

All places are allocated in the following priority order:

1. Children in public care (looked after children) and children who were looked after but ceased to be so because they were adopted (or became subject to a residence order or special guardianship order)

---

2. Children with siblings who are already on roll at the school and will still be on roll at their date of entry

---

3. Children with exceptional medical, social or psychological needs, where it is agreed by the headteacher that these can best be addressed at a particular school

---






4. Children of permanent staff members. Staff members must have at least two years service with the school at the time. Alternatively, they may have less than two years service but have been appointed because they have the skills/expertise required to fill a vacant post and there is a demonstrable skill shortage of individuals with the skills/expertise required by the school

---

5. Children living nearest to the school as measured by a straight line from the front door of the child's home to the geographical centre of the school site

---

## Dulwich Hamlet Junior School

<b>Academy</b>	<b>DfE number:</b> 210/2169
<b>Executive Headteacher:</b> Mrs Sonia Case	<b>Age range:</b> 7 to 11
<b>Head of School:</b> Mrs Claire Purcell	<b>Published admission number:</b> 90
 Dulwich Village, SE21 7AL	<b>Supplementary information form required:</b> No
 020 7525 9188/9	
 <a href="http://www.dulwichhamletjuniorschool.org.uk">www.dulwichhamletjuniorschool.org.uk</a>	
 <a href="mailto:office@dulwichhamletjuniorschool.org.uk">office@dulwichhamletjuniorschool.org.uk</a>	
 Total wheelchair access	

### Admission criteria 2021 (summary) contact school for full criteria

Places will be offered in accordance with the following order of priority:

1. Looked after children and children who were looked after but ceased to be so because they were adopted (or became subject to a child arrangement/residence/special guardianship order)

---

2. Children who have brothers or sisters attending the school at the time of entry

---






3. Children who have a specific social/medical or psychological need which the school is best placed to meet (backed up by professional advice from the relevant professionals as to why the school is necessary, and agreed by the Head of School)

---

4. Children living nearest to the school using straight line measurement from the main entrance of the school to the main entrance of the child's home

---

## Goose Green Primary and Nursery School

<b>Academy</b>	<b>DfE number:</b> 210/2008
<b>Headteacher:</b> Mr Simon Wattam	<b>Age range:</b> 3 to 11
 Tintagel Crescent, East Dulwich, SE22 8HG	<b>Published admission number:</b> 60
 020 8693 3568	<b>Supplementary information form required:</b> No
 <a href="http://www.goosegreenprimaryschool.org">www.goosegreenprimaryschool.org</a>	
 <a href="mailto:office@goosegreenprimaryschool.org">office@goosegreenprimaryschool.org</a>	
 Limited wheelchair access (ground floor only)	

### Admission criteria 2021 (summary) contact school for full criteria

If the school is oversubscribed, priority will be given to children with an education, health and care plan (EHCP), where the school is named on the EHCP. The remaining places will then be offered in the following order of priority:

- 1.** Looked after children and children who were looked after but ceased to be so because they were adopted (or became subject to a child arrangement/residence/special guardianship order)
- 2.** Children who will have siblings attending the school at their time of entry, including half/step/adopted brothers and sisters who share the same home
- 3.** Children for whom there is a compelling reason why Goose Green Primary School is the only school which is suitable and appropriate for the child to attend because of a specific psychological, medical or social need of the child or their parent which prevents them from attending any other school. This must be supported by written evidence from relevant qualified professionals (e.g. a GP, hospital consultant or social worker) explaining the reason why the school is the only suitable and appropriate school for the child to attend.

**4.** Children of permanent full time staff members (teaching and non-teaching staff) or staff who work at least three full days per week where:

- the member of staff has been employed at the school for more than two years at the time the application is made; or
- the member of staff is recruited to fill a vacant post where there is a demonstrable skill shortage; and
- the child's home address is that of the staff member






**5.** Children who live nearest to the school, using straight line measurement from the main entrance of the school (Tintagel Crescent) to the child's home address. If a child lives in a block of flats the communal entrance will be used and lower door numbers will take priority

#### Tie break

Once the criteria has been applied, places will be offered to children living nearest the school.



## Harris Primary Academy, Peckham Park

<b>Academy</b>	<b>DfE number:</b> 210/2857
<b>Executive Principal:</b> Mrs Marie Corbett	<b>Age range:</b> 3 to 11
 Marmont Road, SE15 5TD	<b>Published admission number:</b> 30
 020 7639 6091	<b>Supplementary information form required:</b> No
 <a href="http://www.harrisprimarypeckhampark.org.uk">www.harrisprimarypeckhampark.org.uk</a>	
 <a href="mailto:info@harrisprimarypeckhampark.org.uk">info@harrisprimarypeckhampark.org.uk</a>	
 Limited wheelchair access	

### Admission criteria 2021 (summary) contact school for full criteria






After the admission of pupils with a statement of special educational needs or an education, health and care plan where the academy is named on the statement or plan, the criteria will be applied in the order in which they are set out below:

**1.** Children in public care (looked after children) and children who were looked after but ceased to be so because they were adopted (or became subject to a child arrangement/residence order or special guardianship order)

**2.** Children who will have brothers or sisters attending the academy at their time of entry (brothers and sisters includes half brothers and sisters, step brothers and sisters and adopted and foster brothers and sisters who share the same home)

**3.** Nearness to the academy, as calculated by straight line distance from the main gate

## John Donne Primary School

<b>Academy</b>	<b>DfE number:</b> 210/2335
<b>Headteacher:</b> Miss J Rooney	<b>Age range:</b> 3 to 11
 Woods Road, SE15 2SW	<b>Published admission number:</b> 60
 020 7639 0594	<b>Supplementary information form required:</b> No
 www.jdacademy.org.uk	
 office@jdacademy.org.uk	
 Partial wheelchair access	

### Admission criteria 2021 (summary) contact school for full criteria

In the event of there being more applications than available places and after the admission of children with a statement of special education needs or an education, health and care plan where the academy is named on the statement or plan, places will be allocated against the criteria set out below:

1. Children in public care (looked after children) or children who were looked after but ceased to be so because they were adopted (or became subject to a child arrangement/residence/special guardianship order)

---

2. Children with siblings who are already on roll at the school and will still be on roll at their date of entry

---

3. Children with exceptional medical, social or psychological needs, where it is agreed by the headteacher that these can be best addressed at the school

---






4. Children of permanent staff members who work at least three days per week

---

5. Children living nearest to the school as measured by a straight line from the child's home to the main school gate

---

## Redriff Primary City of London Academy

<b>Academy</b>	<b>DfE number:</b> 210/2500
<b>Executive headteacher:</b> Mickey Kelly	<b>Age range:</b> 3 to 11
<b>Headteacher:</b> Charlotte Heath	<b>Published admission number:</b> 60*
 Salter Road, SE16 5LQ	<b>Supplementary information form required:</b> No
 020 7237 4272	
 <a href="http://www.redriff.southwark.sch.uk">www.redriff.southwark.sch.uk</a>	
 <a href="mailto:office@redriff.southwark.sch.uk">office@redriff.southwark.sch.uk</a>	
 Total wheelchair access	

### Admission criteria 2021 (summary) contact school for full criteria

In the event of there being more applications than available places and after the admission of children with a statement of special education needs or an education, health and care plan where the academy is named on the statement or plan, places will be allocated against the criteria set out below:

1. Children in public care (looked after children) or children who were looked after but ceased to be so because they were adopted (or became subject to a child arrangement/residence/special guardianship order)

---

2. Children of staff at the school where there is a demonstrable skill shortage (this priority is limited to no more than one place in each form of entry in any year)

---

3. Children with siblings who are already on roll at the school and will still be on the roll at their date of entry

---

4. Children with exceptional medical, social or psychological needs, where it is agreed by the local authority and the headteacher that these can be best addressed at the school

---






5. Children living nearest to the school as measured by a straight line from the child's home to the main school gate

---

\*The school has a designated ASD base. Places at the base are reserved for children with autism who have a statement of special educational needs, but who may benefit from inclusion in a mainstream school.

For admission to the designated ASD base please contact Southwark Council's special educational needs and disabilities team on 020 7525 4278.

## Surrey Square Primary School

<b>Academy</b>	<b>DfE number:</b> 210/5209
<b>Headteachers:</b> Nicola Noble and Matt Morden	<b>Age range:</b> 2 to 11
 Surrey Square, SE17 2JY	<b>Published admission number:</b> 60
 020 7703 3049	<b>Supplementary information form required:</b> No
 <a href="http://www.surreysquareprimary.co.uk">www.surreysquareprimary.co.uk</a>	
 <a href="mailto:office@surreysquare.southwark.sch.uk">office@surreysquare.southwark.sch.uk</a>	
 Total wheelchair access	

### Admission criteria 2021 (summary) contact school for full criteria

If there are too many applicants, the following criteria are considered. These are stated in order of priority:

1. Looked after children and children who were looked after but ceased to be so because they have been adopted (or became subject to a child arrangement/residence/ special guardianship order)

---

2. Children with siblings already on roll at the school and will still be on roll at their date of entry

---

3. Children with exceptional medical, social or psychological needs where it is agreed by the headteacher that these can best be addressed at a particular school. Written supporting evidence must be supplied at the time of application stating why this is the most appropriate school for the child, from a relevant professional, such as a paediatrician or educational psychologist

---






4. Children living nearest to the school as measured by a straight line from the child's home to the main school gate. The main school entrance is situated on Surrey Square Road

---

Please note that children attending our nursery class are not automatically given a place in reception.



## Boutcher C of E Primary School

<b>Church of England voluntary aided</b>	<b>DfE number:</b> 210/3313
<b>Headteacher:</b> Mrs Eilidh Verhoeven	<b>Age range:</b> 5 to 11
 93 Grange Road, SE1 3BW	<b>Published admission number:</b> 30
 020 7237 2149	<b>Supplementary information form required:</b> Yes
 <a href="http://www.boutcher.yourschoolsite.co.uk">www.boutcher.yourschoolsite.co.uk</a>	
 <a href="mailto:office@boutcher.southwark.sch.uk">office@boutcher.southwark.sch.uk</a>	
 Limited wheelchair access	

### Admission criteria 2021 (summary) contact school for full criteria

The following criteria will be applied by the governors to determine which applicants are to be admitted.

1. Looked after children and previously looked after children who ceased to be so because they were adopted (or became subject to a child arrangement/residence/special guardianship order)

---

2. Children whose parent is active in the work and worship of the parish of St Mary Magdalen for at least two years

---

3. Children whose parent is active in the work and worship of the parishes of St Anne's and St Philip's for at least three years

---

4. Children having brothers and sisters already at the school and attending on the day of entry

---

5. Children whose parents are active in the work and worship of the following named churches: Methodist Central Hall and Haddon Hall Baptist Church for at least three years

---






6. Children living within the priority area defined by the map in order of their distance from home to the school

---

7. Other children in order of distance of their home to the school by straight line measurement.

---

## The Cathedral School of St Saviour and St Mary Overie

<b>Church of England voluntary aided</b>	<b>DfE number:</b> 210/3593
<b>Headteacher:</b> Filiz Scott	<b>Age range:</b> 3 to 11
 Redcross Way, SE1 1HG	<b>Published admission number:</b> 30
 020 7407 2600	<b>Supplementary information form required:</b> Yes
 www.cathedralprimaryschool.com	
 school.admin@btconnect.com	
 Total wheelchair access	

### Admission criteria 2021 (summary) contact school for full criteria

#### Foundation places

The governing body has designated 15 places to be offered to pupils whose families (i.e. parents/carers and child) worship regularly at Southwark Cathedral or St Hugh's Bermondsey. Written evidence of applicants' commitment to their place of worship (in the form of a clergy reference) will be required at the time of application to fulfil the application criteria for a foundation place. If there are more than 15 applicants, places will be allocated according to the following criteria.

These are stated in order of priority:

1. Looked after children and children who were looked after but ceased to be so because they were adopted (or became subject to a child arrangement/residence or special guardianship order)
2. Children with an exceptional and professionally supported medical or social need for a place at this school
3. Children who have a brother or sister at the school at the time of admission
4. Children of permanent staff members
5. Children in the order of the nearness of the home to the school as measured by a straight line

If there are fewer than 15 qualified applicants for foundation places, any unfilled places will become additional open places. Unsuccessful applicants for

foundation places will be considered for any open places remaining unfilled at the end of the allocation procedure.

#### Open places

The governors have designated 15 places each year as open places, to be offered to pupils who do not qualify for a foundation place but whose parent(s) or guardian(s) have chosen the school for the type of education it provides. Parent(s) or guardian(s) applying for an open place do so knowing that the school aims to provide an education based on Christian principles, and therefore the governors hope that all pupils will take part in the Christian worship of the school and will attend religious education lessons. If there are more than 15 applicants, places will be allocated according to the following criteria. These are stated in order of priority:

1. Looked after children and previously looked after children who ceased to be so because they were adopted (or became subject to a residence or special guardianship order)
2. Children with an exceptionally and professionally supported medical or social need for a place at this school
3. Children who have a brother or sister at the school at the time of admission
4. Children of permanent staff members
5. Children in the order of the nearness of the home to the school as measured by a straight line

## Dulwich Village C of E Infants' School

**Church of England voluntary aided**


**DfE number:** 210/3337

**Headteacher:** Mrs Helen Poyton

**Age range:** 5 to 7

 Dulwich Village, SE21 7BU


**Published admission number:** 90

 020 7525 9233

**Supplementary information form required:** Yes  
(for foundation place only)

 [www.dulwichvillageinfants.co.uk](http://www.dulwichvillageinfants.co.uk)

 [office@dulwichvillage.southwark.sch.uk](mailto:office@dulwichvillage.southwark.sch.uk)

 Total wheelchair access

### Admission criteria 2021 (summary) contact school for full criteria

#### Foundation places

The governing body has designated 45 places to be offered to pupils whose parents or carers (at least one) are faithful and regular worshippers of Christian churches. Within this definition, priority will be given to members of St Barnabas Church, Dulwich.

In the event that two or more applicants have equal right to a place under any of the criteria, the place will be offered to those living nearest the school. Foundation places will be allocated according to the following criteria, stated in order of priority:

1. Looked after children or previously looked after children of faithful and regular worshippers at St Barnabas Church or other Christian churches
2. Children of faithful and regular worshippers at St Barnabas Church or other Christian churches with known special medical or social needs, for whom this is the only appropriate school
3. Children of faithful and regular worshippers at Christian Churches, who will have a sibling at the school at time of entry and for whom this is the nearest C of E School
4. Children of faithful and regular worshippers at St Barnabas Church for whom this is the nearest Church of England School
5. Children of faithful and regular worshippers of other Christian churches for whom this is the nearest C of E School

6. Children of faithful and regular worshippers at St Barnabas Church

For all applications for foundation places, the governors will seek evidence of faithful and regular worship from the clergy named on the supplementary form. If the applicant's parent/carer has worshipped at their current church for less than the two years, details of the previous clergy will be required.

#### Open places

The governing body has designated 45 places to be offered to applicants who have not applied for a foundation place.

Open places will be allocated according to the following criteria. In the event that two or more applicants have equal right to a place under any of the criteria, the place will be offered to those living nearest the school. In the event that two or more applicants live equidistant from the school and there are insufficient places to admit all applicants, the remaining places will be allocated by drawing lots.

1. Looked after children or previously looked after children
2. Children with known special medical or social needs, for whom this is the only appropriate school
3. Children who will have a sibling at the school at time of entry
4. Children of permanent staff members
5. Children who live nearest to the school using the shortest straight line route




## Peter Hills with St Mary's and St Paul's C of E Primary School

**Church of England voluntary aided**


**DfE number:** 210/3516

**Headteacher:** Mrs P Longman


**Age range:** 3 to 11

 2 Beatson Walk, SE16 5ED


**Published admission number:** 30

 020 7237 2654

**Supplementary information form required:** Yes

 www.peterhillsschool.co.uk

 office@peterhills.southwark.sch.uk

 Partial wheelchair access

### Admission criteria 2021 (summary) contact school for full criteria

Places will be offered in accordance with the following order of priority:

- 1.** Looked after children and previously looked after children who ceased to be so because they were adopted or became subject to a child arrangement/residence/special guardianship order
- 2.** Children with an exceptional and professionally supported medical or social need for a place at this school. This must be supported by written evidence at the time of application e.g. from a specialist health professional, social worker or other care professional. The evidence must set out the reasons why this school is the most suitable school and the difficulties that would be caused if the child has to attend another school
- 3.** Children whose parent or carer attends regular worship at least twice per month for at least the past year at one of the three contributory parish churches, i.e. St Mary's Church, SE16 4JE; Holy Trinity, SE16 5HF or St Katharine's with St Bartholomews, SE16 2RA. A signed supporting statement is required from the parish priest, please ask the school for a supplementary form
- 4.** Children whose parent or carer attend regular worship at least twice per month for at least the past year at a church or chapel of a Christian denomination affiliated to Churches Together in England, or at any of the following Scandinavian Churches, The Finnish Church,

SE16 7HZ; Norwegian Church (St Olav's), SE16 7HZ and Swedish Seaman's Church, SE16 2UB, who live within the parish. A signed supporting statement is required from the minister, please ask the school for a supplementary form

- 5.** Children who at the point of admission have brothers, sisters, step/half brothers or sisters, fostered/adopted brothers or sisters already in the school
- 6.** Any remaining places will be allocated in order of nearness of home by straight line to the school entrance gate in Beatson Walk

Each of the criteria is given points as follows:

Criteria 2 = 8 points






Criteria 3 = 4 points

Criteria 4 = 3 points

Criteria 5 = 2 points

If after this procedure, several children have been allocated the same number of points the final criteria of the nearest home to the school will be used.

## St George's C of E Primary School

<b>Church of England voluntary aided</b>	<b>DfE number:</b> 210/3445
<b>Headteacher:</b> Mr Andrew Rojas	<b>Age range:</b> 4 to 11
 Coleman Road, SE5 7TF	<b>Published admission number:</b> 30
 020 7703 4772	<b>Supplementary information form required:</b> Yes
 www.stgeorgesprimary.school	
 office@stgps.org.uk	
 Partial wheelchair access	

### Admission criteria 2021 (summary) contact school for full criteria

**Foundation Places** The governing body has designated 23 places to be offered to pupils who with a parent/carer are regular worshippers in an Anglican or other Christian church. **Written evidence of applicants' commitment to their place of worship is required at the time of application on the school's supplementary information form, this evidence must be endorsed by a priest.** If there are more than 23 applicants who qualify for a foundation place, places will be allocated according to the following criteria. These are stated in order of priority:

1. Looked after children and previously looked after children who ceased to be so because they were adopted or became subject to a child arrangement/residence or special guardianship order
2. The child or the child's parent or legal guardian is currently a worshipper at St George's C.E. Church Camberwell, St Luke's C.E. Church Camberwell, St Giles' C.E. Church Camberwell and has worshipped there regularly for at least one year. (Families who have recently moved into the neighbourhood and who now worship at St George's, St Luke's, or St Giles' C.E. Camberwell and who can provide a letter of support from the minister of their previous church to show that they fulfilled these requirements in that church, will also be included in this criterion). (a) "Regular attendance" at church is to be defined as once a month accompanied by one or both parents
3. The child has a sibling already attending St George's School. (b) Siblings are defined as brothers and sisters, half-brothers and sisters, step-brothers and sisters and foster/adopted brothers and sisters who share the

same home. Siblings must still be in school at the time the new sibling is admitted

4. The child, or the child's parent or legal guardian, is currently a worshipper at a church having worshipped regularly there for at least one year (This must be supported by a letter from their church minister) see note (a). (c) Definition of church, any religious organisation who are members or who have observer status at the World Council of Churches. NB Priests who make recommendations will not sit on the admissions subcommittee

5. A child for whom St George's School is their nearest school. (d) Distance is measured by a straight line from the front door of the child's home to the geographical centre of the school site. In the case of children living in a block of flats, the communal area will be used and lower flat numbers will take priority


**Open places** The governing body has designated seven places each year as open places, to be offered to pupils who do not qualify for a foundation place. Parents applying for an open place do so knowing that the school aims to provide an education based on Christian principles and, therefore, the governing body hopes that all pupils will take part in the Christian worship of the school and attend religious education lessons. If there are more than seven applicants, places will be allocated according to the following criteria. These are stated in order of priority:


1. Looked after children and previously looked after children who ceased to be so because they were adopted or became subject to a child arrangement/residence or special guardianship order
2. A child for whom St George's School is their nearest school as measured by a straight line. See (d) above


## St James' C of E Primary School


**Church of England voluntary aided**


**Headteacher:** Mrs Karen Willis

 Please see note below

 020 7237 3111

 [www.stjameschoolbermondsey.com](http://www.stjameschoolbermondsey.com)

 [office@st-james.southwark.sch.uk](mailto:office@st-james.southwark.sch.uk)

 Limited wheelchair access

**DfE number:** 210/3452

**Age range:** Rising 5 to 11

**Published admission number:** 60

**Supplementary information form required:** Yes

**Please note: St James' C of E Primary School operates across two sites.**

**Reception, Years 1 and 2:**  
Old Jamaica Road, SE16 4SU

**Years 3, 4, 5 and 6:**  
Alexis Street, SE16 3XF

### Admission criteria 2021 (summary) contact school for full criteria

The governing body admits 60 pupils to Reception each year and has designated a maximum of 20 places to be allocated on the basis of the church criteria 3 and 4.

Where the school is oversubscribed, children are admitted in accordance with the following criteria listed in order of priority:

- 1.** Looked after children or previously looked after children

---

- 2.** Children with an acute and professionally supported medical or social need for a place at this school. This must be supported by written evidence e.g. from a specialist health professional, social worker or other care professional and returned to the school at the time of application

---

- 3.** Children who along with a parent/carer are faithful and regular worshippers at St James' Church, Bermondsey or St. Anne's Church, Bermondsey and who reside within the specified school priority area. A supplementary form obtainable from the school must be returned to the school at the time of application. See Note 2

**4.** Children who along with a parent/carer are faithful and regular worshippers at another Anglican or other Christian church and who reside within the specified school priority area. A supplementary form obtainable from the school must be returned to the school at the time of application. See Note 2

**5.** Children with a sibling attending the school

**6.** Children in order of nearness of the home to the school. See Note 1






#### Tie breaker

In the event that two or more applicants have equal right to a place under any of the criteria and there are insufficient places, the governing body will use distance, in the first instance, to decide between applicants; if applicants live equidistant from the school the governing body will draw lots to decide between applicants.

**Note 1** - Distance will be measured by the straight line distance from the child's home postcode to the entrance of the main gate of the nearer of the school sites. If applicants share the same postcode, the lowest house/flat number will have priority.

**Note 2** - For those applying under criteria 3 and 4, the specified school priority area is bounded by the River Thames, Jacob's Creek, Jamaica Road, Sweeney Crescent, Neckinger, Spa Road, Alscot Road, Grange Road, Dunton Road, Mandela Way, Oxley Close, Abercorn Way, St James Road, Rotherhithe New Road, Galleywall Road, Southwark Park Road and West Lane. The boundaries run down the centre of roads. A map showing the exact boundaries is available from the school.

## St John's and St Clement's C of E Primary School

<b>Church of England voluntary aided</b>	<b>DfE number:</b> 210/3460
<b>Headteacher:</b> Mr Joseph Bell	<b>Age range:</b> 5 to 11
 Adys Road, SE15 4DY	<b>Published admission number:</b> 60
 020 7525 9210	<b>Supplementary information form required:</b> Yes
 <a href="http://www.stjohnsandstclements.org">www.stjohnsandstclements.org</a>	
 <a href="mailto:office@sjsc.southwark.sch.uk">office@sjsc.southwark.sch.uk</a>	
 Partial wheelchair access	

### Admission criteria 2021 (summary) contact school for full criteria

#### Foundation places

25 places will be allocated to pupils whose families are faithful and regular worshippers of a Christian denomination. Written evidence of applicants' commitment to their place of worship will be required at the time of application.

If there are more than 25 applicants, places will be offered according to the following priority order:

1. Looked after children and previously looked after children who ceased to be so because they were adopted (or became subject to a child arrangement/residence/special guardianship order)
2. Children with known medical or social needs for whom this is the only appropriate school. Written supporting evidence must be provided at the time of application stating why this is the only suitable school for the child and explaining the difficulties that would be caused if their child had to attend another school, from a relevant professional such as a paediatrician, social worker or educational psychologist
3. Children whose parents/carers are faithful and regular worshippers at the churches of St John the Evangelist, Goose Green, or St Clement's with St Peter's, Friern Road
4. Children who will have a sibling on roll in the school at the time of admission
5. Children of permanent staff members

6. Children whose parents/carers are faithful and regular worshippers of an Anglican church, another Christian denomination, as recognised by the Churches Together in England or the Evangelical Alliance, or an Affinity Church

In the event that two or more applicants have equal right to a place under any of the above criteria, the governing body will use nearness to school measured by the shortest straight line to prioritise these applications.

If applicants live equidistant from the school, the governing body will draw lots to decide between applicants.

If there are less than 25 qualified applicants for foundation places, any unfilled places will become additional open places. Unsuccessful applicants for foundation places will be considered for any open places remaining unfilled at the end of the allocation procedure.

#### Open places

33 places will be allocated as open places and offered to pupils who do not qualify for a foundation place, but whose parents have chosen the school for the type of education it provides. Parents applying for an open place do so knowing that the school aims to provide an education based on the Christian principles and involving Christian worship.

If there are more than 33 applicants, places will be allocated according to the following priority order:

1. Looked after children or previously looked after children who have since been adopted (or became subject to a child arrangement/residence/special guardianship order)

---

2. Children with known medical or social needs for whom this is the only appropriate school. Written supporting evidence must be provided at the time of application stating why this is the only suitable school for the child and explaining the difficulties that would be caused if their child had to attend another school, from a relevant professional such as paediatrician, social worker or educational psychologist

---

3. Children who have a sibling on roll in the school at the time of admission

---

4. Children of permanent staff members

---

5. The nearness of the home to school, measured using the shortest straight line route to the school's main gate






---

If two or more applicants have equal right to a place under any of the above criteria, the governing body will use nearness to the school to prioritise these applications. If applicants live equidistant from the school, the governing body will draw lots to decide between applicants.

### **Places for hearing impaired pupils**

The school is resourced for hearing impairment and two places are reserved each year for pupils who are known to Southwark Council's hearing support service as children who would benefit from attending this school. Parents of hearing impaired children who do not have a statement of special educational needs or an education, health and care plan should attach supporting documentation from a doctor, social worker or other appropriate professional to their application form. Parents of hearing impaired children who have a statement of special educational needs or an education, health and care plan should contact Southwark Council's special educational needs and disabilities team on **020 7525 4278**.

## St John's Walworth C of E Primary School

<b>Church of England voluntary aided</b>	<b>DfE number:</b> 210/3468
<b>Headteacher:</b> Mr Matthew Billson	<b>Age range:</b> 4 to 11
 Larcom Street, SE17 1NQ	<b>Published admission number:</b> 30
 020 7703 4920	<b>Supplementary information form required:</b> Yes
 <a href="http://www.stjohnswalworthprimary.co.uk">www.stjohnswalworthprimary.co.uk</a>	
 <a href="mailto:office@stjohnswalworth.southwark.sch.uk">office@stjohnswalworth.southwark.sch.uk</a>	
 Partial wheelchair access	

### Admission criteria 2021 (summary) contact school for full criteria

Places will be offered in accordance with the following order of priority:

1. Looked after children or children who were looked after but ceased to be so because they have been adopted (or became subject to a child arrangement/residence/ special guardianship order)

---

2. Children whose families provide a written reference on the supplementary form from the priest of St John's Walworth Church, Larcom Street or his nominated representative in his absence

---

3. Children whose families of other Anglican parishes or of a different denomination recognised by Churches Together in Britain and Ireland, and who provide a written reference on the supplementary form from the priest (or his nominated representative in his absence) of that church

---

4. Children who have siblings already attending St John's Walworth CE Primary School (including half brothers or sisters and adopted brothers or sisters) who share the same home address for the majority of the week

---

5. Children who live near to St John's Walworth CE Primary School. Priority is given to those living nearest to the school (shortest safe walking distance from the child's home address to the main entrance lobby doors on Larcom Street)

---

## St Jude's C of E Primary School

**Church of England voluntary aided**

**DfE number:** 210/3492

**Interim Executive Headteacher:** Pia Longman

**Age range:** 3 to 11


 Colnbrook Street, SE1 6HA


**Published admission number:** 30

 020 7928 5484

**Supplementary information form required:** Yes  
(for foundation applicants only)

 [www.stjudessouthwark.co.uk](http://www.stjudessouthwark.co.uk)

 [office@st-judes.southwark.sch.uk](mailto:office@st-judes.southwark.sch.uk)

 Limited wheelchair access

### Admission criteria 2021 (summary) contact school for full criteria

#### Foundation places

20 places are allocated to families who are faithful and regular worshippers in an Anglican or other Christian church. Places are allocated according to the following priority order:

1. Looked after children and children who were looked after but ceased to be so because they have been adopted (or became subject to a child arrangement/residence/ special guardianship order)
2. Children with particular educational, medical or social needs, for whom this is the most, appropriate school. This must be supported by written evidence (e.g. from a relevant professional, such as a doctor, social worker or educational psychologist) which sets out the reasons why St Jude's is the most suitable school and the difficulties that would be caused if the child had to attend another school
3. Children whose families are faithful and regular worshippers at the church of St George the Martyr, Borough High Street
4. Children whose families are faithful and regular worshippers at another local Anglican church, for whom this is the nearest Church of England school
5. Children who have a brother or sister on the school roll at the time the applicant would enter the school
6. Children whose families are faithful and regular worshippers of another Christian denomination, as recognised by the Churches Together in Britain and

Ireland or The Evangelical Alliance, and for whom this is the nearest Church of England school

7. The nearness of the home to the school measured in miles. The distance from home to school is measured by a straight line from the centre of the entrance door of the applicant's house or flat, to the centre of the main school gate






Unsuccessful applicants for foundation places will be considered for any open places remaining unfilled at the end of the application procedure. Unfilled foundation places may also be offered to those applying for an open place.

#### Open places

Ten open places are allocated to families who do not qualify for a foundation place, but whose parents have chosen the school for the type of education it provides. Parents applying for an open place do so knowing that the school aims to provide education based on Christian principles. Therefore the governors hope that all pupils will take part in the Christian worship of the school and participate in religious education lessons.

Open places will be allocated in the following priority order 1, 2, 5, and 7 as per the schools admission criteria 2021 (summary) detailed above.

## St Mary Magdalene C of E Primary School

<b>Church of England voluntary aided</b>	<b>DfE number:</b> 210/3508
<b>Acting Headteacher:</b> Anna Harding	<b>Age range:</b> 4 to 11
 48 Brayards Road, SE15 3RA	<b>Published admission number:</b> 30
 020 7639 1724	<b>Supplementary information form required:</b> Yes
 www.smmsprimary.co.uk	
 admin@stmarymagdalene.southwark.sch.uk	
 Total wheelchair access	

### Admission criteria 2021 (summary) contact school for full criteria

#### Foundation places

20 places will be offered to pupils whose families are faithful and regular worshippers at any Anglican church or other Christian denomination, as recognised by Churches Together in England or the Evangelical Alliance or Affinity. Written evidence of the parent/carer's commitment to their place of worship in the form of a minister's reference will be required. If there are more than 20 applicants, places will be allocated in the following priority order:

1. looked after children and children who were looked after but ceased to be so because they have been adopted (or became subject to a child arrangement/residence/special guardianship order)
2. Children whose parents are faithful and regular worshippers at St. Mary Magdalene Church
3. Children who have siblings at the school at the time of admission
4. Children with known special medical or social needs. Written supporting evidence should be supplied, at the time of application, from a relevant professional, e.g. a child or educational psychologist, a child psychiatrist, a general practitioner, an orthopaedic consultant or social worker which sets out why St Mary Magdalene Primary School is the most suitable school and the difficulties that would be caused if the child had to attend another school

5. Children living nearest to the school measured by a straight line route from home to the main school gate in Brayard's Road

#### Open places

Ten places will be offered to pupils who do not qualify for a foundation place, but whose parents/carers have chosen the school for the type of education it provides.






If there are more than ten applicants, places will be allocated in the following priority order 1, 3, 4, and 5 as per the schools Admission criteria 2021 (summary) detailed above.

#### Tie breaker

If two or more applicants have an equal right to a place and there are insufficient places to admit all applicants, the governors will draw lots to decide between applicants. This will be overseen by a person independent of the admissions process.



## St Paul's C of E Primary School

<b>Church of England academy</b>	<b>DfE number:</b> 210/2010
<b>Executive Headteacher:</b> Mrs Ali Silke	<b>Age range:</b> 3 to 11
 Penrose Street, SE17 3DT	<b>Published admission number:</b> 45**
 020 7703 4896	<b>Supplementary information form required:</b> Yes
 www.st-paulsprimaryschool.co.uk	
 office@stpauls.southwark.sch.uk	
 Limited wheelchair access	

### Admission criteria 2021 (summary) contact school for full criteria

The following criteria will be applied by the governors to determine which applicants are to be admitted:

1. Looked after children and children who were looked after but ceased to be so because they have been adopted (or became subject to a child arrangement/residence/ special guardianship order)
2. Children with an exceptional and professionally supported medical or social need for a place at this school. This must be supported by written evidence at the time of application, e.g. from a specialist health professional, social worker or other care professional. The evidence must set out the reasons why this school is the most suitable school and the difficulties that would be caused if the child had to attend another school
3. Children whose parent/carer is a faithful and regular worshipper (i.e. attendance at church worship at least twice a month for at least one year prior to the application deadline) at one of the following churches: St. Paul's, Newington, St Mary's, Newington or St. Agnes, Kennington Park. Letters of support from a minister will be required

4. Children whose parent/carer is a faithful and regular worshipper (i.e. attendance at church worship at least twice a month for at least one year) at another Christian church and live within the Parishes of St. Paul's, St. Mary's and St. Agnes Churches (letters of support from a minister will be required). A Christian church is one that is a full member of a local Churches Together Group or Churches Together in Britain and Ireland






5. Children who will have siblings on the roll of St. Paul's at the time of admission (including half siblings and adopted or fostered siblings sharing the same home address at the time of application)

6. Children for whom St. Paul's is the nearest school measured using a straight line from their home to the school's main gate

In the event that two or more applicants have equal right to a place under any of the above criteria, the governing body will apply the same subsequent criteria in order of priority to these applicants. If applicants live equal distance from the school the governing body will draw lots to decide between applicants.

**\*\*Please note, places may reduce to 30 for the September 2021 intake - please contact St Paul's C of E Primary School for further details.**

## St Peter's C of E Primary School

<b>Church of England voluntary aided</b>	<b>DfE number:</b> 210/3586
<b>Headteacher:</b> Mrs Anne Marie Bahlol	<b>Age range:</b> 3 to 11
 Liverpool Grove, SE17 2HH	<b>Published admission number:</b> 30
 020 7703 4881	<b>Supplementary information form required:</b> Yes
 www.stpeterswalworth.co.uk	
 office@st-peterswalworth.southwark.sch.uk	
 Partial wheelchair access	

### Admission criteria 2021 (summary) contact school for full criteria

When there are more applications than there are places available, the governors will admit pupils according to the following criteria, in order of priority below:

- 1.** Looked after children and children who were looked after but ceased to be so because they have been adopted (or became subject to a child arrangement/residence/ special guardianship order)
- 2.** Children with an exceptional and professionally supported medical or social need for a place at this school. This must be supported by written evidence, e.g. from a specialist health professional, social worker, or other care professional
- 3.** Children whose parents are faithful and regular\* worshippers in St. Peter's Church, Walworth and who submit a supplementary form signed by a member of the clergy, confirming regular\* attendance
- 4.** Children whose parents are faithful and regular worshippers in one of the following churches; St Christopher's, Tatum St and St. Michael's & All Angels, Wyndham Road, who submit a supplementary form signed by a member of the clergy from their stated church, confirming regular\* attendance
- 5.** Children who have siblings who are blood relatives, step siblings, fostered and adopted children living at the same address already attending the school on the date of admission and who live within the parish

**6.** Children for whom this is the nearest primary school, measured by the shortest safe walking route between the pupil's front door and the pupils' entrance gate in Liverpool Grove, SE17

**7.** Children whose parents are faithful and regular\* worshippers in those churches which are full members of the Churches Together in Britain and Ireland and/or the Evangelical Alliance, who live within the parish, and who submit a supplementary form signed by their pastor or minister confirming regular\* attendance

**8.** Children of other religious faiths, who live within the parish and whose parents would like them to attend this school because of its religious tradition and who submit a supplementary form signed by their faith leader confirming regular\* attendance






**9.** If applicants do not fall into categories one to eight above their applications will be placed in category nine and if any places remain unfilled, priority will go to children who live closest to St. Peter's Primary School, measured by the shortest safe walking route between home and the pupils' entrance gate in Liverpool Grove, SE17

\*Regular: Attending the place of worship on average once per fortnight for at least six months

#### Tie break

- a)** Twins or triplet scenarios – in this event, both children will be offered places as excepted pupils.
- b)** Equidistant applicants – in the event that two or more applicants live equidistant from the school the governing body will draw lots to decide between applicants.

## English Martyrs' Catholic Primary School

<b>Catholic voluntary aided</b>	<b>DfE number:</b> 210/3341
<b>Headteacher:</b> Mrs H Appah	<b>Age range:</b> 3 to 11
 Flint Street, SE17 1QD	<b>Published admission number:</b> 60
 020 7703 4726	<b>Supplementary information form required:</b> Yes
 englishmartyrsprimary.co.uk	
 office@englishmartyrs.southwark.sch.uk	
 Partial wheelchair access	

### Admission criteria 2021 (summary) contact school for full criteria

Where there are more applications than the number of places available, places will be offered in the following order of priority:

- 1.** Looked after children and children who were looked after but ceased to be so because they have been adopted (or became subject to a child arrangement/residence/ special guardianship order), from Catholic families

---

- 2.** Baptised Catholic children from practising Catholic families who are resident in the parish(es) of English Martyrs' and St Wilfred's who practice at either church, at a chaplaincy for their home language, or at a church recognised as being in union with the Catholic church. Applications will be ranked in the order shown on the supplementary form. Firstly those who attend mass weekly, secondly those who attend most weeks, thirdly monthly, fourthly several times a year, fifthly never

---

- 3.** Other baptised Catholic children who are resident in and practise in other parishes

---

- 4.** Other looked after children who are not Catholic

---

- 5.** Children who are members of Eastern Christian churches including the Orthodox church. Evidence of baptism (or dedication), and of religious commitment provided by a priest or minister where the family regularly worship, will be required

---

**6.** Children of families who are committed members of other Christian denominations. Evidence of Baptism (or dedication), and of religious commitment provided by a priest or minister where the family regularly worship, will be required

#### **7.** Any other children

Catechumens and members of an Eastern Christian church are to be given priority next after baptised Catholics in each of the categories. A certificate of baptism or reception will normally evidence this.






The attendance of a brother or sister, step, foster, and adopted siblings at the school at the time of enrolment will increase the priority of an application within each category.

The governing body may increase the priority of an application within a category where evidence is provided at the time of application of an exceptional social, medical, pastoral or other need of the child, which can be most appropriately met at this school.

Where the offer of places to all the applicants in any of the categories listed above would still lead to oversubscription, places will be offered to those living nearest to the school (measured by the shortest straight line route).

Supplementary application forms must be submitted to the school by the due date and the following documentation will be required: a) Baptismal certificate b) Catholicity form signed by the parish priest c) proof of address.

## Saint Joseph's Catholic Primary School, The Borough

<b>Catholic voluntary aided</b>	<b>DfE number:</b> 210/3484
<b>Headteacher:</b> Mr Francis O'Kane	<b>Age range:</b> 3 to 11
 Little Dorrit Court, Redcross Way, SE1 1NJ	<b>Published admission number:</b> 30
 020 7407 2642	<b>Supplementary information form required:</b> Yes
 <a href="http://www.st-josephs-borough.southwark.sch.uk">www.st-josephs-borough.southwark.sch.uk</a>	
 <a href="mailto:office@st-josephs-borough.southwark.sch.uk">office@st-josephs-borough.southwark.sch.uk</a>	
 Partial wheelchair access	

### Admission criteria 2021 (summary) contact school for full criteria

Where there are more applications for places than the number of places available, places will be offered according to the following order of priority:

1. Looked after Catholic children or looked after children in the care of Catholic families. This includes children who were looked after but ceased to be so because they were adopted (or become subject to a child arrangement/residence/special guardianship order)
2. Baptised Catholic children and children enrolled in the catechumenate who are resident in the Parishes of Church of The Most Precious Blood (O'Meara Street) or Our Lady of Salette and St Joseph (Melior Street)
3. Baptised Catholic children and children enrolled in the catechumenate from families who are resident in other parishes
4. Other looked after children. This includes children who were looked after but ceased to be so because they were adopted (or became subject to a child arrangement/residence/special guardianship order)
5. Children who are members of Eastern Christian churches including Orthodox churches. Evidence of baptism or reception from the authorities of that church will be required
6. Children of families who are committed members of other Christian denominations. Evidence of baptism (or dedication) and of religious commitment provided by a priest or minister where the family regularly worship, will be required
7. Children of other faiths. Evidence of religious commitment provided by a priest, minister or religious leader where the family regularly worship, will be required
8. Any other children


Where the offer of places to all the applicants in any of the categories listed would lead to oversubscription, the following provisions will be applied:

- a) The attendance of a sibling at the school at the time of admission will increase the priority of an application within each category.
- b) For categories 2, 3 and 5 the evidence of commitment to the faith as demonstrated by the priest's reference will increase the priority of an application within each category. This evidence must be provided by the parents or guardians and can be endorsed by a priest at the church where the family normally worship.
- c) For categories 6 and 7, the evidence of commitment to the faith as witnessed by the minister will increase the priority of an application within each category. This evidence must be provided by the parents or guardians and can be endorsed by a priest or minister from the place where the family normally worships.
- d) The governing body may increase the priority of an application within a category where evidence is provided at the time of application of an exceptional social, medical, or pastoral need of the child which makes the school particularly suitable for the child in question.
- e) The distance from the child's home (as a straight line measurement) to the school gate. Evidence of residence may be required.

## St Anthony's Catholic Primary School


### Catholic voluntary aided


**Headteacher:** Mrs Joanne Hawthorne

 Etherow Street, SE22 0LA

 020 8693 6852

 [www.stanthonys.southwark.sch.uk](http://www.stanthonys.southwark.sch.uk)

 [school@stanthonys.southwark.sch.uk](mailto:school@stanthonys.southwark.sch.uk)

 Total wheelchair access

**DfE number:** 210/5201

**Age range:** 3 to 11

**Published admission number:** 60

**Supplementary information form required:** Yes

### Admission criteria 2021 (summary) contact school for full criteria

Where the number of applications exceeds the number of places available, governors will offer places in the order stated below:

1. Looked after Catholic children or looked after children in the care of Catholic families and previously looked after Catholic children who have been adopted or who have become the subject of a residence or guardianship order

---

2. Siblings of Catholic children on the school roll at the date of admission. A baptismal certificate or evidence of reception into the Catholic church will be required

---

3. Catholic children. A baptismal certificate or evidence of reception into the Catholic church must accompany the supplementary information form

---

4. Children enrolled in the catechumenate. Evidence of enrolment in the catechumenate will be required

---

5. Other looked after children and other previously looked after children who have been adopted or who have become the subject of a residence or guardianship order

---

6. Children who are members of Eastern Orthodox Churches. Evidence of baptism will be required






---

7. Children of families who are members of other Christian denominations that are part of Churches Together in England. Evidence of Baptism (or dedication) provided by a priest or minister of a designated place of worship will be required

8. Children who are members of other faiths. Evidence of membership of the faith provided by a priest, minister or religious leader of a designated place of worship will be required

9. Any other children

## St Francesca Cabrini Primary School

<b>Catholic voluntary aided</b>	<b>DfE number:</b> 210/5200
<b>Headteacher:</b> Maria Lawton-Quin	<b>Age range:</b> 3 to 11
 Forest Hill Road, SE23 3LE	<b>Published admission number:</b> 30
 020 8699 8862	<b>Supplementary information form required:</b> Yes
 www.stfrancescacabrini.com	
 office@stfcabrini.southwark.sch.uk	
 Partial wheelchair access	

### Admission criteria 2021 (summary) contact school for full criteria

If more than 30 applications are received the governors will apply the following oversubscription criteria in the sequence shown. It should be noted that children with statements of special educational needs, where St Francesca Cabrini is named in such statement and where it can meet the needs of that child, will be admitted prior to the oversubscription criteria being applied to all other applicants.

- 1.** Looked after Catholic children or looked after children in the care of Catholic families and previously looked after Catholic children who have been adopted or who have become the subject of a residence or guardianship order

---

- 2.** Children with known medical or social needs from Catholic families for whom this is the most appropriate school

---

- 3.** Children who have been baptised in the Catholic faith and who together with at least one parent/carer attend weekly mass

---

- 4.** Children who have been baptised into the Catholic faith who with at least one parent/carer attend a Catholic Church less frequently than weekly

---

- 5.** Other looked after children and other previously looked after children who have been adopted or who have become the subject of a residence or guardianship order

---

If there are more than 30 applicants falling within criteria 3 to 5 the tie break tests will be siblings first then those who live nearest to the school, as measured by a straight line from the child's home to the school's front gate in Forest Hill Road.

- 6.** Children who do not fall within criteria 1 to 5 above who have a sibling attending the school at the time of admission

---

- 7.** Children of other faiths whose parents attend their Church frequently (equivalent evidence as set out in criterion 4 is required)

---






- 8.** Other children

---

**Tie break:** If there are more than 30 applicants falling within criteria 6 to 8, the tie break tests will be siblings first then those who live nearest to the school, as measured by a straight line from the child's home to the school's front gate in Forest Hill Road.

Where the last remaining place is to be allocated and two or more children are deemed to live at the same distance from the school, the place will be decided by the drawing of lots.

## St Francis Catholic Primary School

<b>Catholic voluntary aided</b>	<b>DfE number:</b> 210/3435
<b>Headteacher:</b> Miss Elizabeth Harris	<b>Age range:</b> 3 to 11
 Friary Road, SE15 1RQ	<b>Published admission number:</b> 60
 020 7639 0187	<b>Supplementary information form required:</b> Yes
 www.stfrancis.southwark.sch.uk	
 office@stfrancis.southwark.sch.uk	
 Total wheelchair access	

### Admission criteria 2021 (summary) contact school for full criteria

Places will be offered in accordance with the following order of priorities:

1. Looked after Catholic children or looked after children in the care of Catholic families and previously looked after Catholic children who have been adopted or who have become the subject of a residence/child arrangements or special guardianship order)
2. Catholic children. A baptismal certificate or evidence of reception into the Catholic Church must accompany the supplementary information form
3. Children enrolled in the catechumenate. Evidence of enrolment in the catechumenate will be required
4. Other looked after children and other previously looked after children. This includes children who have been adopted or who have become the subject of child arrangements, residence or guardianship order
5. Children who are members of Eastern Orthodox churches. Evidence of baptism will be required
6. Children of families who are members of other Christian denominations that are part of Churches Together in England\*. Evidence of baptism (or dedication) provided by a priest or minister of a designated place of worship will be required
7. Children who are members of other faiths. Evidence of membership of the faith provided by a priest, minister or religious leader of a designated place of worship will be required
8. Any other children

\*Please contact the school for the full list of members of Churches Together in England.






The following order of priorities will be applied when the number of applications within any of the categories exceeds the number of places available:

- a) For category 2 - the strength of evidence of commitment to the faith as demonstrated by the level of the family's Mass attendance on Sundays over a period of three years. Applications will be ranked in the order shown on the supplementary form, that is weekly mass attendance then once or twice a month etc. This evidence must be provided by the parent/guardian and be endorsed by a priest at the church where the family usually worships.
- b) A sibling on the school roll at the time of admission. Evidence of the relationship may be required.
- c) Living in the parish of our Lady of Sorrows.
- d) Social, medical or pastoral needs which make the school particularly suitable for the child. Strong and relevant evidence must be provided by an appropriate authority (e.g. qualified medical practitioner, education welfare officer, social worker or priest).
- e) Proximity of the school to the child's home address measured by a straight line from the school's entrance.

#### Tie-break

Where the last remaining place is to be allocated and two or more children are deemed to live at the same distance from the school, the place will be decided by drawing lots.

## St George's Cathedral Catholic Primary School

<b>Catholic voluntary aided</b>	<b>DfE number:</b> 210/3447
<b>Executive Headteacher:</b> Sister Anne Marie Niblock	<b>Age range:</b> 3 to 11
<b>Consultant Headteacher:</b> Ms Janice Babb	<b>Published admission number:</b> 30
<b>Head of School:</b> Miss Louise Grabowski	<b>Supplementary information form required:</b> Yes
 28 Lambeth Road, SE1 6HR	
 020 7525 9250	
 <a href="http://www.stgcs.southwark.sch.uk">www.stgcs.southwark.sch.uk</a>	
 <a href="mailto:office@stgcs.southwark.sch.uk">office@stgcs.southwark.sch.uk</a>	
 Partial wheelchair access	

### Admission criteria 2021 (summary) contact school for full criteria

Places will be allocated in accordance with the following criteria in the order of priority set out below:

1. Looked after Catholic children or looked after children in the care of Catholic families and previously looked after Catholic children who have been adopted or who have become the subject of a residence or guardianship order

---

2. Baptised Catholic children. Evidence of baptism will be required

---

3. Other looked after children and other previously looked after children who have been adopted or who have become the subject of a residence or guardianship order

---

4. Children enrolled in the catechumenate. Evidence of enrolment in the catechumenate will be required

---

5. Children who are members of Eastern Orthodox Churches. Evidence of Baptism will be required

---

6. Children of families who are members of other Christian denominations that are part of Churches Together in England. Evidence of Baptism (or dedication) provided by a priest or minister of a designated place of worship will be required

---

7. Children of other faiths. Confirmation of membership of the faith by a priest, minister or religious leader where the family regularly worships will be required

---






8. Any other children

The following order of priorities will be applied when the number of applications within any of the categories exceeds the number of places available:

- a) For category 2: The strength of evidence of commitment to the faith as demonstrated by the level of the family's Mass attendance on Sundays over a period of 1 year. This evidence must be provided by at least one parent or carer and be endorsed by a priest at the church(es) where the family normally worship. Applications will be ranked in the order shown on the supplementary form, that is (i) weekly Mass attendance (ii) once or twice a month (iii) less often. This evidence must be provided by the parent or carer and be endorsed by a priest, using part 2 of the supplementary form, at the church(es) where the family usually worships.
- b) A sibling on the school roll at the time of admission. Evidence of the relationship may be required.
- c) Social, pastoral and medical needs which make the school particularly suitable for the child in question. Strong and relevant current evidence must be provided by an appropriate professional authority, e.g. qualified medical practitioner, education welfare officer, social worker or priest.
- d) Distance from home to school. Evidence of permanent home address would be required. Using the safest, shortest walking route as a 'tie break', measurements will be taken from the applicant's address to the pupil entrance on Lambeth Road. Where the last remaining place is to be allocated and two or more children are deemed to live at the same distance from the school, the place will be decided by drawing lots.



## St James the Great Catholic Primary School

<b>Catholic voluntary aided</b>	<b>DfE number:</b> 210/3399
<b>Executive Headteacher:</b> Ms Janice Babb	<b>Age range:</b> 3 to 11
<b>Head of School:</b> Mr Denis O'Regan	<b>Published admission number:</b> 30
 Peckham Road, SE15 5LP	<b>Supplementary information form required:</b> Yes
 020 7703 5870	
 <a href="http://www.stjamesthegreat.southwark.sch.uk">www.stjamesthegreat.southwark.sch.uk</a>	
 <a href="mailto:office@stjamesthegreat.southwark.sch.uk">office@stjamesthegreat.southwark.sch.uk</a>	
 Partial wheelchair access	

### Admission criteria 2021 (summary) contact school for full criteria

Places will be offered in accordance with the following order of priorities:

1. Looked after Catholic children or looked after children in the care of Catholic families and previously looked after Catholic children who have been adopted or who have become the subject of a residence or guardianship order
2. Baptised children of committed Catholic parent/s who are resident in the parish of St James the Great, Peckham. Commitment to Catholicity must be verified on the form supplied by the parish priest of the parish where the family regularly worships. Commitment to Catholicity is defined by the regularity of weekly attendance at Mass, indicating four levels of commitment listed below as a), b), c) and d). Priority will be given to applicants in category a) first, then b), then c). Applicants who fall into category d) will be ranked below baptised children of committed Catholics resident in other parishes who fall into categories a), b) or c). a) Regular attendance at mass. b) Occasional attendance at mass. c) Irregular attendance at mass. d) No previous knowledge of attendance at mass
3. Baptised children of committed Catholic parents/ carers who are resident in other parishes. Commitment to Catholicity must be verified by the parish priest of the parish where the family regularly worship on the form supplied
4. Other looked after children and children who were previously looked after but ceased to be so because

they were adopted (or became subject to a child arrangement/residence/ special guardianship order)

5. Children of parents who are adherents to the Christian Orthodox church, not included in one to three above, who are baptised in the orthodox rites. Commitment to their faith must be verified by their priest
6. Baptised children of other Christian denominations as recognised by the British Council of Churches. Commitment to their faith must be verified by priest or minister
7. Any other applicants

The following order of priorities will be applied when applications within any of the categories above exceed places and it is necessary to decide between them:

- a) The presence of a brother or sister, or step/half brother or sister or adopted sibling in the school at the time of admission.
- b) For categories 2, 3 and 4 the strength of evidence of commitment to the faith as demonstrated by the family's Mass attendance will increase the priority of an applicant within each category. This evidence must be provided by the parents or guardians and endorsed by a priest or minister from the place where the family normally worships.
- c) Medical or social grounds which make the school more suitable for the child than any other local school. Verification by an appropriate authority (e.g. medical practitioner, education welfare officer, social worker) would be required, and an explanation of the difficulties that would be caused if their child had to attend another school.
- d) Distance from the front door of the child's home to the main school gate on Peckham Road, measured by the shortest walking distance using public highways. Where the last remaining place is to be allocated and two or more children are deemed to live at the same distance from the school the place will be decided by the drawing of lots.

## St John's Catholic Primary School


### Catholic voluntary aided

**Executive Headteacher:** Ms Janice Babb

**DfE number:** 210/3669

**Head of School:** Ms Vera Jajechnyk

**Age range:** 3 to 11

 St Elmo's Road, SE16 6SD


**Published admission number:** 30

 020 7252 1859

**Supplementary information form required:** Yes

 <http://stjohnsrotherhithe.co.uk>

 [office@st-john.southwark.sch.uk](mailto:office@st-john.southwark.sch.uk)

 Partial wheelchair access

### Admission criteria 2021 (summary) contact school for full criteria

Whenever there are more applications than places available, priority will always be given to Catholic applicants in accordance with the oversubscription criteria listed below:

1. Looked after Catholic children or looked after children in the care of Catholic families and previously looked after Catholic children who have been adopted or who have become the subject of a residence or guardianship order
2. Baptised Catholic children. Evidence of baptism will be required
3. Children enrolled in the catechumenate. Evidence of enrolment in the catechumenate will be required
4. Other looked after children or previously looked after children who have been adopted or who have become the subject of a child residence or special guardianship order
5. Children who are members of Eastern Orthodox Churches. Evidence of baptism will be required
6. Children of families who are committed members of other Christian denominations that are part of Churches Together in England. Evidence of baptism (or dedication) provided by a priest or minister of a designated place of worship will be required
7. Children of other faiths. Evidence of religious commitment provided by a priest, minister or religious leader of a designated place of worship will be required
8. Any other children






Where the offer of places to all the applicants in any of the categories listed above would lead to oversubscription the following provisions will be applied:

- a) For category two the strength of evidence of commitment to the faith as demonstrated by the level of the child and family's mass attendance on Sundays over a period of one year. Mass attendance for the child can be with one or both parents. Applications will be ranked in the order shown on the supplementary form; firstly those who attend mass weekly, then once or twice a month and then less often. This evidence must be provided by the parents or guardians and be endorsed by a priest at the church where the family normally worship.
- b) A sibling on roll at the time of admission. The term 'sibling' is to include relationship through blood, marriage or adoption, not necessarily residing at the same address or having the same surname. Evidence of the relationship may be required.
- c) Social and medical needs which make the school particularly suitable for the child in question. Strong and relevant evidence must be provided by an appropriate professional authority (e.g. qualified medical practitioner, education welfare officer, social worker or priest) and must be dated within the last three months.

In all listed criteria, priority will be given to those living in close proximity to the school by the distance measured in a straight line from the child's home address to the school entrance. Evidence of residence may be required.

**Tie break:** Where the last remaining place is to be allocated and two or more children are deemed to live the same distance from the school, the place will be decided by the drawing of lots.

## St Joseph's Camberwell Catholic Schools' Federation (Infants)

<b>Catholic voluntary aided</b>	<b>DfE number:</b> 210/5204
<b>Executive Headteacher:</b> Miss Delia Jameson	<b>Age range:</b> 5 to 7
<b>Head of School:</b> Ms Anna Swann	<b>Published admission number:</b> 60
 Pitman Street, SE5 0TS*	<b>Supplementary information form required:</b> Yes
 020 7703 9264	
 www.stjosephs.southwark.sch.uk	
 infants@stjosephs.southwark.sch.uk	
 Total wheelchair access	
	* Just off Toulon Street, Wyndham Road SE5 0UB

### Admission criteria 2021 (summary) contact school for full criteria

Where the number of applications on behalf of children exceeds 60, the governors will offer places, in the order stated, using the following criteria:

1. Catholic looked after children and children who were looked after but ceased to be so because they have been adopted (or became subject to a child arrangement/residence/special guardianship order)
2. Baptised practising Catholic children who reside in the Sacred Heart Parish. Evidence of baptism or catechumenate will be required
3. Baptised practising Catholic children who reside in the St. Wilfrid's or St. Philip and St. James' parishes. Evidence of baptism will be required
4. Baptised practising Catholic children who reside in other parishes. Evidence of baptism will be required
5. Baptised Catholic children, evidence of baptism will be required
6. Children enrolled in the catechumenate. Evidence of enrolment in the catechumenate will be required
7. Other looked after children and children who were looked after but ceased to be so because they have been adopted (or became subject to a child arrangement/residence/special guardianship order)
8. Children who are members of Eastern Orthodox churches. Evidence of baptism will be required

9. Children who are members of other Christian denominations. Evidence of membership of the church provided by a priest or minister where the family regularly worships will be required






10. Children of other faiths. Evidence of religious commitment provided by a priest, minister or religious leader of a designated place of worship will be required

11. Any other children

The following order of priorities will be applied when applications within any of the categories exceed the places available and it is necessary to decide between applications.

- a) For categories 2, 3 and 4, the strength of evidence of commitment to the faith as demonstrated by the level of the family's mass attendance on Sundays, using the frequency of mass attendance asked for on the supplementary form. Firstly those who attend mass weekly, then those who attend once or twice a month etc. This evidence should be provided by the parents or carers and be endorsed by a priest at the church(es) where the family normally worship.
- b) The presence of a brother or sister on the school roll at the time of admission. Evidence of the relationship may be required.
- c) The presence of a brother or sister on the school roll of St. Joseph's Junior School at the time of admission. Evidence of the relationship may be required.
- d) Medical, social or pastoral grounds which make the school particularly suitable for the child in question. Strong and relevant evidence must be provided by an appropriate professional authority (e.g. qualified medical practitioner, education welfare officer, social worker, and priest).
- e) Distance from home to school (measured by a straight line route) from the front entrance of the pupil's home to pupil entrance gate of the school. Evidence of residence may be required.

## St Joseph's Camberwell Catholic Schools' Federation (Juniors)

<b>Catholic voluntary aided</b>	<b>DfE number:</b> 210/5203
<b>Executive Headteacher:</b> Miss Delia Jameson	<b>Age range:</b> 7 to 11
<b>Head of School:</b> Mrs Theresa Mokogwu	<b>Published admission number:</b> 60
 Pitman Street, SE5 0TS*	<b>Supplementary information form required:</b> Yes
 020 7703 3455	
 www.stjosephs.southwark.sch.uk	
 admin@stjosephs.southwark.sch.uk	
 Total wheelchair access	
* Just off Toulon Street, Wyndham Road SE5 0UB	

### Admission criteria 2021 (summary) contact school for full criteria

1. Looked after Catholic children or looked after children in the care of Catholic families. This includes children who were looked after but ceased to be so because they were adopted (or became subject to a child arrangement/residence/special guardianship order)
2. Baptised practising Catholic children who attend St Joseph's Infant School, Camberwell. Evidence of baptism will be required
3. Baptised practising Catholic children who reside in the St Wilfred's or St Phillip and St James' parishes. Evidence of baptism will be required
4. Baptised practising Catholic children who reside in other parishes. Evidence of baptism will be required
5. Baptised Catholic children. Evidence of baptism will be required
6. Children enrolled in the catechumenate. Evidence of enrolment in the catechumenate will be required
7. Other looked after children. This includes children who were looked after but ceased to be so because they were adopted (or become subject to a child arrangement/residence/special guardianship order)
8. Other children who attend St Joseph's Infant School, Camberwell
9. Children who are members of Eastern Orthodox Churches. Evidence of baptism will be required

**10.** Children who are members of other Christian denominations. Evidence of membership of the church provided by a priest or minister where the family regularly worship will be required






**11.** Children of other faiths. Evidence of religious membership provided by a priest, minister or religious leader of a designated place of worship will be required

**12.** Any other children

The following order of priorities will be applied when applications within any of the above categories exceed the places available and it is necessary to decide between applications.

- a) For categories 2, 3 and 4 the strength of evidence of commitment to the faith as demonstrated by the level of the family's mass attendance on Sundays using the frequency of mass attendance asked for on the supplementary form. Applications will be ranked in the order shown on the supplementary form. Firstly those who attend mass weekly, then those who attend once or twice a month etc. This evidence should be provided by the parents or carers and be endorsed by a priest at the church(es) where the family normally worship.
- b) The presence of a brother or sister on either school roll at the time of admission will take priority within each criterion. Evidence of the relationship may be required.
- c) Medical or social/pastoral grounds which make the school particularly suitable for the child in question. Strong and relevant evidence must be provided by an appropriate professional authority (e.g. qualified medical practitioner, education welfare officer, social worker or priest).
- d) Distance from home to school as measured in a straight line from the child's home to the main school gate situated at the corner of Toulon Street and Pitman Street.

## St Joseph's Catholic Primary School, George Row

<b>Catholic voluntary aided</b>	<b>DfE number:</b> 210/3475
<b>Headteacher:</b> Mrs Byrne	<b>Age range:</b> 3 to 11
 George Row, SE16 4UP	<b>Published admission number:</b> 45
 020 7237 4267	<b>Supplementary information form required:</b> Yes
 www.stjosephsgeorgerow.org	
 office@stjosephs-georgerow.southwark.sch.uk	
 Total wheelchair access	

### Admission criteria 2021 (summary) contact school for full criteria

Where there are more applications for places than the number of places available, the Governors will offer places using the following criteria in the order stated:

- 1.** Looked after Catholic children or looked after children in the care of Catholic families. This includes children who were looked after but ceased to be so because they were adopted (or became subject to a child arrangement/residence/special guardianship order)
- 2.** Baptised Catholic children, evidence of baptism will be required
- 3.** Other looked after children. This includes children who were looked after but ceased to be so because they were adopted (or became subject to a child arrangement/residence/special guardianship order)
- 4.** Children enrolled in the catechumenate. Evidence of enrolment in the catechumenate will be required
- 5.** Children who are members of the Eastern Orthodox Church. Evidence of Baptism will be required
- 6.** Children of families who are members of other Christian denominations that are part of Churches Together in England. Evidence of Baptism (or dedication) provided by a priest or minister of a designated place of worship will be required
- 7.** Children who are members of other faiths. Evidence of membership of the faith provided by a priest, minister or religious leader of the designated place of worship will be required
- 8.** Any other children






If there is oversubscription in any of the above categories, the governing body will allocate places in accordance with the following criteria:

- a)** For category two – the strength of evidence of commitment to the faith as demonstrated by the level of the family's mass attendance on Sundays. This evidence must be provided by the parents/carers and be endorsed by a priest at the church(es) where the family normally worship. Applications will be ranked in the order shown on the supplementary form; firstly those who attend mass weekly, then once or twice a month etc.
- b)** A brother or sister on the school roll at the time of admission. Evidence of the relationship may be required.
- c)** Social, pastoral and medical needs which make the school particularly suitable for the child in question. Strong and relevant evidence must be provided by an appropriate professional authority (e.g. qualified medical practitioner, education welfare officer, social worker or priest).
- d)** Proximity to the school from the applicant's home address, the distance measured in a straight line from the school entrance. Evidence of residence may be required.

#### Tie breaker

Where the last remaining space is to be allocated and two or more children are deemed to live at the same distance from the school, the place will be decided by the drawing of lots.

## St Joseph's Catholic Primary School, Gomm Road

<b>Catholic voluntary aided</b>	<b>DfE number:</b> 210/3476
<b>Headteacher:</b> Mrs Clare Garofalo	<b>Age range:</b> 3 to 11
 Gomm Road, SE16 2TY	<b>Published admission number:</b> 30
 020 7237 4036	<b>Supplementary information form required:</b> Yes
 www.stjosephs-primary.org.uk	
 office@stjosephs026.southwark.sch.uk	
 Total wheelchair access	

### Admission criteria 2021 (summary) contact school for full criteria






Places will be offered in accordance with the following order of priority:

1. Looked after Catholic children or looked after children in the care of Catholic families. This includes children who were looked after but ceased to be so because they were adopted (or became subject to a child arrangement/residence/special guardianship order)
2. Baptised Catholic children
3. Other looked after children. This includes children who were looked after but ceased to be so because they were adopted (or became subject to a child arrangement/residence/special guardianship order)
4. Children enrolled in the Catechumenate
5. Children who are members of the Eastern Orthodox Church
6. Christians of other denominations whose parents are in sympathy with the aims and ethos of the school and whose application is supported by a minister of religion
7. Children of other faiths whose parents are in sympathy with the aims and ethos of the school and whose application is supported by a religious leader
8. Any other applicants whose parents are in sympathy with the aims and ethos of the school

The following order of priorities will be applied when applications within any of the categories exceed the places available:

1. For categories 2,3 and 5 children will be ranked in the order shown on the supplementary form. Firstly, those who together with at least one parent/carer attend Mass weekly, then those who together with at least one parent/carer attend twice per month, then those who together with at least one parent/carer attend less than once a month.
2. A sibling on roll at the time of admission. This includes a relationship through blood, marriage or adoption
3. Social and medical needs which make the school particularly suitable for the child
4. Distance from the school's pedestrian side gate to the child's permanent home address measured using the shortest walking distance

## Charlotte Sharman Primary School






<b>Foundation school</b>	<b>DfE number:</b> 210/5207
<b>Headteacher:</b> Mr Andrew May	<b>Age range:</b> 3 to 11
 West Square, SE11 4SN	<b>Published admission number:</b> 30
 020 7735 5598	<b>Supplementary information form required:</b> No
 <a href="http://www.charlottesharman.co.uk">www.charlottesharman.co.uk</a>	
 <a href="mailto:office@charlottesharman.co.uk">office@charlottesharman.co.uk</a>	
 Partial wheelchair access	

### Admission criteria 2021 (summary) contact school for full criteria

All places are allocated in the following priority order:

1. Looked after children and children who were looked after but ceased to be so because they have been adopted (or became subject to a child arrangement/residence/special guardianship order)
2. Children with siblings attending the school at the time of admittance
3. Children who have special educational, social or medical needs declared to the school as soon as diagnosed, along with written evidence from a relevant professional such as a doctor, social worker or educational psychologist
4. Children who live nearest to the school measured along the shortest safe walking route

## Friars Primary Foundation School

<b>Foundation school</b>	<b>DfE number:</b> 210/5205
<b>Headteacher:</b> Mr Justin Burt	<b>Age range:</b> 3 to 11
 Webber Street, SE1 ORF	<b>Published admission number:</b> 30
 020 7207 1807	<b>Supplementary information form required:</b> Yes
 <a href="http://www.friars.southwark.sch.uk">www.friars.southwark.sch.uk</a>	
 <a href="mailto:office@friars.southwark.sch.uk">office@friars.southwark.sch.uk</a>	
 Partial wheelchair access	

### Admission criteria 2021 (summary) contact school for full criteria

In the event of the school having more applicants than places, either in the normal admissions round or for casual vacancies, places will be allocated in the following priority order, with one as highest priority:

- 1.** Looked after children and children who were looked after but ceased to be so because they have been adopted (or became subject to a child arrangement/residence/ special guardianship order)

---

- 2.** Siblings of children attending the school at the time of admission

---

- 3.** Children with social/medical needs for whom this is the nearest school to their home address or whose needs this school is particularly able to meet. These needs may be medical needs, applying to the child or the child's primary carer, or exceptionally pressing family or social needs

---

- 4.** Other applicants, children who live nearest to the school measured in a straight line






---

### Tie breaker

- 1.** If there is a tie of one or more children for a place allocated under either of criterion one to three (normally occurring only for in year vacancies), it will be resolved by the application of criterion four to the competing applicants. If there remains a tie, the tie break given at point two should be used (see below).
- 2.** If in any circumstances, after the application of all criteria and the tie breaker given at point one above, a tie between two or more children has to be resolved, the place will be allocated randomly between those children by the drawing of names unseen from a hat.



## Galleywall Primary City of London Academy






<b>Free school</b>	<b>DfE number:</b> 210/2007
<b>Headteacher:</b> Sarah Parbhu	<b>Age range:</b> 4 to 11
 Galleywall Road, SE16 3PB	<b>Published admission number:</b> 60
 020 7252 3494	<b>Supplementary information form required:</b> No
 www.galleywall.co.uk	
 admissions@galleywall.co.uk	
 Partial wheelchair access	

### Admission criteria 2021 (summary) contact school for full criteria

In the event of there being more applications than available places and after the admission of children with education, health and care plans or statements of special education needs where the academy is named on the plan or statement, places will be allocated against the criteria set out below:

1. Looked after children and children who were previously looked after but ceased to be so because they were adopted or became subject to a child arrangements order, or special guardianship order
2. Children with siblings who are already on roll at the academy and will still be on roll at their date of entry
3. Children with exceptional medical, social or psychological needs, where it is agreed by the Academy Trust that these can best be addressed at Galleywall Primary School - a City of London Academy
4. Children of staff employed at the school with at least two years continuous employment or where the school considers the member of staff has been recruited for a position for which there is a demonstrable skill shortage
5. Children living nearest to the Academy as measured by a straight line from the child's home to the main school gate on Galleywall Road

## Harris Primary Academy East Dulwich

<b>Free school</b>	<b>DfE number:</b> 210/2004
<b>Principal:</b> Ken Maslin	<b>Age range:</b> 4 to 11
 173 Lordship Lane, SE22 8HA	<b>Published admission number:</b> 60
 020 3772 4573	<b>Supplementary information form required:</b> No
 <a href="http://www.harrisprimaryeastdulwich.org.uk">www.harrisprimaryeastdulwich.org.uk</a>	
 <a href="mailto:info@harrisprimaryeastdulwich.org.uk">info@harrisprimaryeastdulwich.org.uk</a>	
 Total wheelchair access	

### Admission criteria 2021 (summary) contact school for full criteria

When the academy is oversubscribed, priority for admission will be given to those children in priority order below:

1. Looked after children and children who were looked after but ceased to be so because they have been adopted (or became subject to a child arrangement/residence or special guardianship order)

---

2. Children who the Harris Academy Trust accepts have an exceptional medical or social need and where evidence demonstrates how Harris Primary Academy East Dulwich is the only academy that can meet the defined needs of the child

---

3. Children with a sibling already attending the school and who will still be attending on the date of admission

---

4. Children of permanent staff employed at the academy (maximum of two places each year)

---






5. Admission of pupils on the basis of proximity to the school using straight line measurement from the main entrance of the school to the centre of the child's home

---

### Tie breaker

Distance will be used as a tie breaker in categories 1 to 4 if there are more applicants qualifying under any of the criteria than places available. Random allocation will be used as a tie breaker if children have the same distance priority and cannot otherwise be determined.

## Harris Primary Free School Peckham






<b>Free school</b>	<b>DfE number:</b> 210/2001
<b>Executive Principal:</b> Mrs Marie Corbett	<b>Age range:</b> 4 to 11
 112 Peckham Road, SE15 5DZ	<b>Published admission number:</b> 60
 020 7394 5700	<b>Supplementary information form required:</b> No
 <a href="http://www.harrisfreeschoolpeckham.org.uk">www.harrisfreeschoolpeckham.org.uk</a>	
 <a href="mailto:info@harrisfreeschoolpeckham.org.uk">info@harrisfreeschoolpeckham.org.uk</a>	
 Limited wheelchair access	

### Admission criteria 2021 (summary) contact school for full criteria

Where the number of applications for admission is greater than the published admission number, applications will be considered against the criteria set out below. After the admission of pupils with a statement of special educational needs or an education, health and care plan where the Harris Primary Free School Peckham is named on the statement or plan, the criteria will be applied in the order in which they are set out below:

- 1.** Children in public care and children who were looked after but ceased to be so because they have been adopted (or became subject to a child arrangement/residence/special guardianship order)
- 2.** Brothers or sisters of pupils attending the Harris Primary Free School Peckham and Harris Academy Peckham and who will still be in attendance on the date of admission. (Brothers and sisters include half brothers and sisters, and step brothers and sisters who share the same home. It also includes adopted brothers and sisters who share the same home). If there are more sibling applicants than places available priority will be given to siblings who live closest to the school on the basis of proximity to the school using straight line measurement from the main entrance of the school to the main entrance to the child's home
- 3.** Admission of pupils on the basis of proximity to the school using straight line measurement from the main entrance of the school to the main entrance to the child's home

## John Keats Primary School

<b>Free school</b>	<b>DfE number:</b> 210/2009
<b>Headteacher:</b> Matt Rose	<b>Age range:</b> 3 to 11
 391 Rotherhithe New Road, SE16 3FN	<b>Published admission number:</b> 60
 020 3955 8176	<b>Supplementary information form required:</b> No
 <a href="http://www.jkacademy.org.uk">www.jkacademy.org.uk</a>	
 <a href="mailto:office@jkacademy.org.uk">office@jkacademy.org.uk</a>	
 Total wheelchair access	

### Admission criteria 2021 (summary) contact school for full criteria

In the event of there being more applications than available places and after the admission of children with education, health and care plans or statements of special educational needs where the school is named on the plan or statement, places will be allocated against the criteria set out below:

1. Looked after children and children who were previously looked after but ceased to be so because they were adopted or became subject to a child arrangements order or special guardianship order

---

2. Children eligible to be registered for free school meals and children who have been registered as eligible for free school meals at any point in the last six years. Parents and carers will be required to provide proof of eligibility for free school meals at the time of application via a supplementary form

---






3. Siblings of pupils attending the school. 'Sibling' means a natural brother or sister, a half brother or sister, a legally adopted brother or sister or half-brother or sister, a step brother or sister, or other child living in the same household who, in any of these cases, will be living with them at the same address at the date of their entry to the academy

---

4. Children living nearest to the school as measured by a straight line from the child's home to the main school gate

---

## Judith Kerr Primary School

<b>Free school</b>	<b>DfE number:</b> 210/2002
<b>Headteacher:</b> Jo Ryan	<b>Age range:</b> 4 to 11
 62-68 Half Moon Lane, SE24 9JE	<b>Published admission number:</b> 56
 020 7738 6481	<b>Supplementary information form required:</b> No
 <a href="http://www.jkps-cfbt.org">www.jkps-cfbt.org</a>	
 <a href="mailto:admin@jkps-cfbt.org">admin@jkps-cfbt.org</a>	
 Total wheelchair access	

### Admission criteria 2021 (summary) contact school for full criteria

If there are more applications than places, places will be offered in accordance with the following criteria in order of priority:

- 1.** Looked after children or children who were looked after but ceased to be so because they have been adopted (or became subject to a child arrangement/residence/special guardianship order)

---

- 2.** Children who have a brother or sister or step brother or step-sister who have one or more parents in common, or any other child for whom the parent has parental responsibility, living at the same address, who is already at the school when the applicant will enter the school

---






- 3.** 50 per cent of the remaining places will be allocated to children who live closest to the school, measured as a straight line distance from the school gates to the front door of the child's home

---

- 4.** Remaining places will be allocated using random allocation

---

## The Belham Primary School

<b>Free school</b>	<b>DfE number:</b> 210/2006
<b>Executive Headteacher:</b> Sonia Case	<b>Age range:</b> 4 to 11
<b>Head of School:</b> Liz Cohen	<b>Published admission number:</b> 60
 165 Bellenden Road, SE15 4DG	<b>Supplementary information form required:</b> No
 020 8353 4290	
 <a href="http://www.thebelhamprimaryschool.org.uk">www.thebelhamprimaryschool.org.uk</a>	
 <a href="mailto:info@thebelhamprimaryschool.org.uk">info@thebelhamprimaryschool.org.uk</a>	
 Total wheelchair access	

### Admission criteria 2021 (summary) contact school for full criteria

The Belham Primary School has now moved to its new home in a completely refurbished Victorian building on Bellenden Road. Please contact the school for further details.

1. Looked after children and children who were looked after but ceased to be so because they were adopted (or became subject to a child arrangement/residence/special guardianship order)

---

2. Children who have brothers or sisters attending the school at the time of entry

---

3. Children who have a specific social/medical or psychological need which the school is best placed to meet (backed up by professional advice from the relevant professionals as to why the school is necessary, and agreed by the headteacher)

---

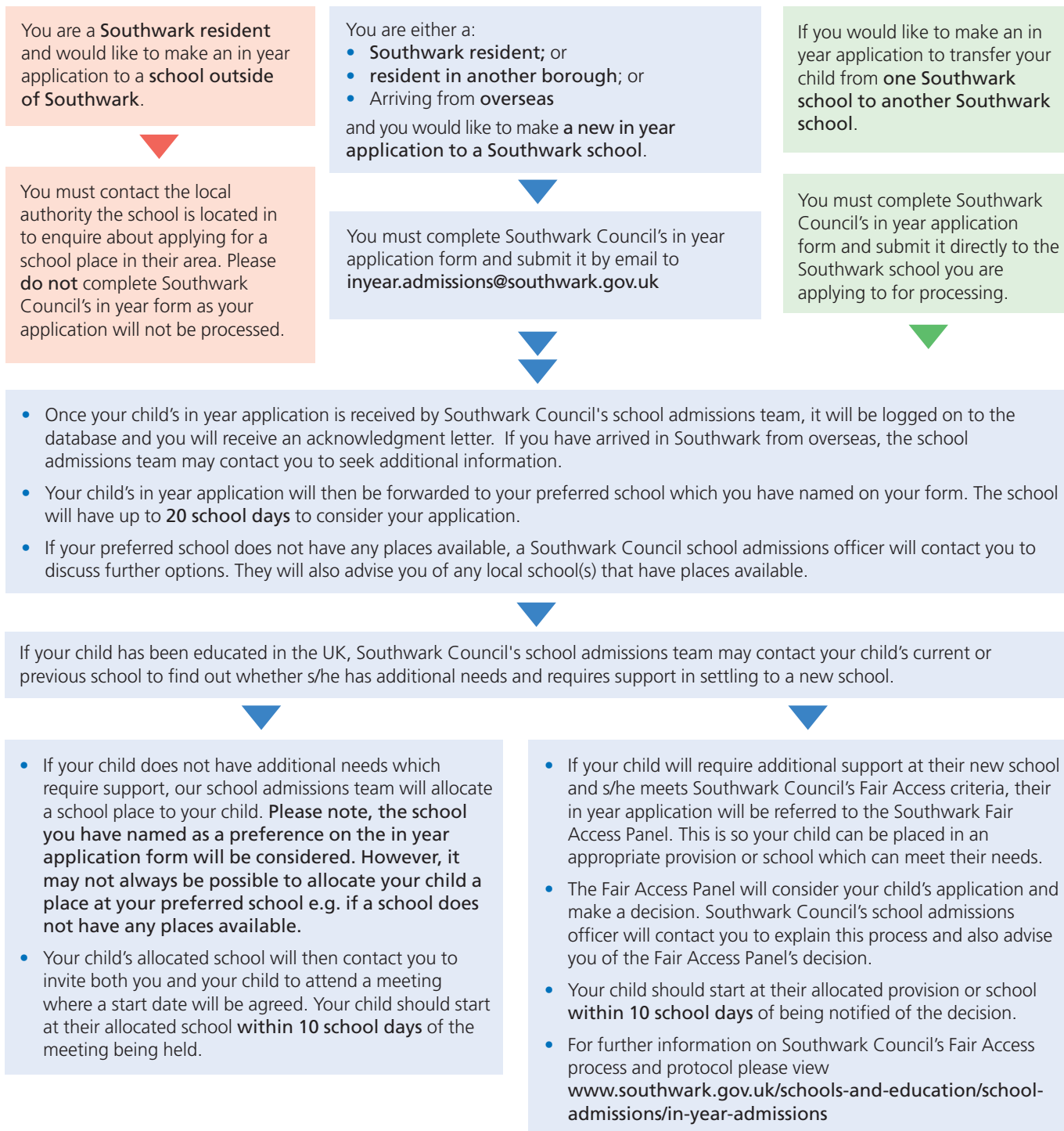
4. Children living nearest to the school using straight line measurement from the main entrance of the school on Maxted Road to the main entrance of the child's home

---



# In year admissions applications process

The flowchart below outlines Southwark Council's in year admissions process if you are seeking a school place for your child outside of starting reception class and secondary transfer.



**For further information, support and advice regarding the in year admissions process you can:**

- Visit** [www.southwark.gov.uk/schools-and-education/school-admissions/in-year-admissions](http://www.southwark.gov.uk/schools-and-education/school-admissions/in-year-admissions)
- Email** [inyear.admissions@southwark.gov.uk](mailto:inyear.admissions@southwark.gov.uk)
- Telephone** 020 7525 5337



## Family early help

**In order for young people to get the best out of their education it is important that they attend school regularly, they arrive on time, and that they get the right support to help them reach their potential. The early help localities is available throughout Southwark schools to support you and your child to achieve this.**

### School attendance

Southwark Council monitors school attendance and exclusions and helps schools and parents meet their legal responsibilities. Our officers work closely with schools to improve levels of attendance and behaviour, and will always try to work in partnership with parents to resolve any difficulties.

If your child is too unwell to attend school, you should contact the school straight away and tell the school when you expect them to return.

The council and government expect that parents will not disrupt children's education by taking them out of school during the school term. Headteachers can authorise up to five days absence in extenuating circumstances.

If permission is not granted the school may issue a penalty notice. This is a fine of £60 raising to £120 (per parent) if the penalty notice is not paid within 21 days. Failure to pay a penalty notice may result in a prosecution.

Please speak to the school before making your travel arrangements.

You can contact Southwark Council's family early help service direct by contacting the duty desk on **020 7525 2714** between 9am and 5pm, Monday to Friday, where you will be able to arrange an appointment to see an officer or have a telephone discussion.

### Safeguarding your child

Schools and Southwark Council have a legal duty to safeguard pupils and promote their welfare and wellbeing through effective links with parents and carers and child protection procedures. They must consider reporting any unexplained injuries; unusual behaviour or worrying things said by or about the child and will not take risks with the safety or welfare of your child.

- Good communication is very important between home and school about any accidents, illness or upset that might be affecting your child
- If you cannot collect your child from school on time, you must contact the school as soon as possible
- You must give your child's school your contact details and details of a relative or friend who is willing to act as an emergency contact
- A referral to children's social care will not normally be made without discussing this with you first but please make sure that the school knows how to contact you
- If you are looking after a child who is not a close relative for more than 28 days, you will need to register this as a private fostering arrangement so that you and the child can be properly supported
- If you think that your child is being bullied by other children (including upsetting text messages or via the Internet) you must report this to their teacher, head of year, form tutor or class teacher.

**If you have concerns that a child may be at risk of harm you should contact the Southwark Multi-Agency Safeguarding Hub on 020 7525 1921 or 020 7525 5000 (out of hours).**

### Exclusions

A headteacher may exclude a child in response to serious breaches of the school's disciplinary procedures. Advice for parents regarding exclusions is available from Southwark Council's inclusion team manager (exclusions) on **020 7525 2714 / 2716**.

## Additional education information you may find useful

### Pupil premium – extra funding for your child's school

All pupils in Southwark primary schools are currently offered free, healthy school meals as part of the Council's ongoing commitment to healthy living.

**You may be able to help your child's school raise extra money from the government towards the cost of learning resources, activities or teaching staff if you meet the eligibility criteria below:**

- Working tax credit run-on (paid for the four weeks after you stop qualifying for working tax credit)
- Income support
- Jobseeker's allowance (income based)
- Child tax credit – provided you are not entitled to working tax credit
- Income related Employment and Support Allowance (ESA)
- The guarantee element of Pension Credit
- Support under Part 6 of the Immigration and Asylum Act 1999
- Universal Credit with an annual net earned income of no more than £7,400.

If you do meet the criteria above, please contact your child's school to request a pupil premium application form which you must complete and return back to the school directly. For further information, please visit [www.southwark.gov.uk/schools-and-education/information-for-parents/financial-support/pupil-premium](http://www.southwark.gov.uk/schools-and-education/information-for-parents/financial-support/pupil-premium). Alternatively, you can contact Southwark Council's school benefits team by email at [school.benefits@southwark.gov.uk](mailto:school.benefits@southwark.gov.uk) or by telephone on **020 7525 5051**.

### School travel

In most cases we expect children and young people to either walk or cycle to get to school. For further information on the different ways your child can travel to school safely please visit <https://tfl.gov.uk/info-for/schools-and-young-people/travel-guidance-for-schools?cid=reopeningeducation>

### Child employment

All children under the age of 16 will require a permit to work. The youngest age a child can work part-time is 13, except children involved in areas like television, film, theatre, sporting events or modelling who will need a license if they are missing school. If the child is a Southwark resident, the person in charge of running the event must apply to Southwark Council for a child performance license.

If the child will not be with their parent, school teacher or home tutor during their employment, they must be supervised by a chaperone who has been approved by the council.

Businesses intending to employ school aged children must apply for a child employment permit before they can be employed. If a child is working without a child employment permit, there's a risk that the employer won't be insured against accidents involving the child.

For advice and applications for child performance licenses, chaperone licenses and child employment permits, please email Southwark Council's child employment officer at [ptl@southwark.gov.uk](mailto:ptl@southwark.gov.uk).

### Private fostering

If you are looking after a child or young person who is not a close relative (close relatives are birth parents, step parents by legal marriage, siblings, grandparents, aunts or uncles whether they are full blood, half blood or by marriage) for 28 days or more, you must notify Southwark Council on **020 7525 1921**. We will make sure that you and the child are given support and we will also advise you about the other services which might be helpful.

If you would like advice about whether you need to notify Southwark Council, please call **020 7525 1921** or email [mash@southwark.gov.uk](mailto:mash@southwark.gov.uk)

## Useful contacts

### Southwark customer service centre



 020 7525 5000

### Family early help




 [www.southwark.gov.uk](http://www.southwark.gov.uk)  
 [earlyhelp@southwark.gov.uk](mailto:earlyhelp@southwark.gov.uk)  
 020 7525 2714

### Family information service




For a full listing of nurseries, after school clubs and services

 [www.southwark.gov.uk/familyinfo](http://www.southwark.gov.uk/familyinfo)  
 0800 013 0639




### Libraries

 [www.southwark.gov.uk/libraries](http://www.southwark.gov.uk/libraries)  
 [southwark.libraries@southwark.gov.uk](mailto:southwark.libraries@southwark.gov.uk)  
 020 7525 2000



### School benefits team

 [www.southwark.gov.uk/schools-and-education/information-for-parents/financial-support/pupil-premium](http://www.southwark.gov.uk/schools-and-education/information-for-parents/financial-support/pupil-premium)  
 [school.benefits@southwark.gov.uk](mailto:school.benefits@southwark.gov.uk)  
 020 7525 5051




### School admissions team

 [www.southwark.gov.uk/schooladmissions](http://www.southwark.gov.uk/schooladmissions)  
 [schools.admissions@southwark.gov.uk](mailto:schools.admissions@southwark.gov.uk)  
 020 7525 5337

### Southwark information, advice and support team (SIAS)

 [sias@southwark.gov.uk](mailto:sias@southwark.gov.uk)  
 020 7525 3104

### Special educational needs and disabilities team




 [www.localoffer.southwark.gov.uk](http://www.localoffer.southwark.gov.uk)  
 [sen@southwark.gov.uk](mailto:sen@southwark.gov.uk)  
 020 7525 4278

## Other organisations

### ACE Education, Advice and Training



Advice on exclusion, bullying, special educational needs and appeals etc

72 Durnsford Road  
 London N11 2EJ

 [www.ace-ed.org.uk](http://www.ace-ed.org.uk)  
 [enquiries@ace-ed.org.uk](mailto:enquiries@ace-ed.org.uk)  
 0300 0115 142

### Department for Education (DfE)

National government information on education

 [www.gov.uk/government/organisations/department-for-education](http://www.gov.uk/government/organisations/department-for-education)  
 0370 000 2288

### Direct Gov

Public services all in one place

 [www.gov.uk/education](http://www.gov.uk/education)

### Independent Schools Council

Promotes choice, diversity and excellence in education

 [www.isc.co.uk](http://www.isc.co.uk)  
 020 7766 7070

## Local Government Ombudsman

If you have a complaint about the council

🌐 [www.lgo.org.uk](http://www.lgo.org.uk)  
 ☎ 0300 061 0614

## Southwark Diocesan Board of Education

(Church of England)  
 48 Union Street  
 London SE1 1TD  
 ☎ 020 7234 9200

## Education Commission: Catholic Diocese of Southwark (Roman Catholic)

St Edward's House  
 St Paul's Wood Hill  
 Orpington BR5 2SR  
 ☎ 0168 982 9331

## Office of the Schools Adjudicator

For complaints/concerns with admission arrangements

🌐 [www.gov.uk/government/organisations/office-of-the-schools-adjudicator](http://www.gov.uk/government/organisations/office-of-the-schools-adjudicator)  
 ✉ [osa.team@schoolsadjudicator.gov.uk](mailto:osa.team@schoolsadjudicator.gov.uk)

## Transport for London

Information on transport

🌐 <https://tfl.gov.uk/info-for/schools-and-young-people/travel-guidance-for-schools?cid=reopeningeducation>  
 ☎ 0343 222 1234

## Schools outside of Southwark

You must always complete the application form for the borough in which you live. You can apply for up to six schools (excluding independent schools) whether they are in Southwark or in another borough.

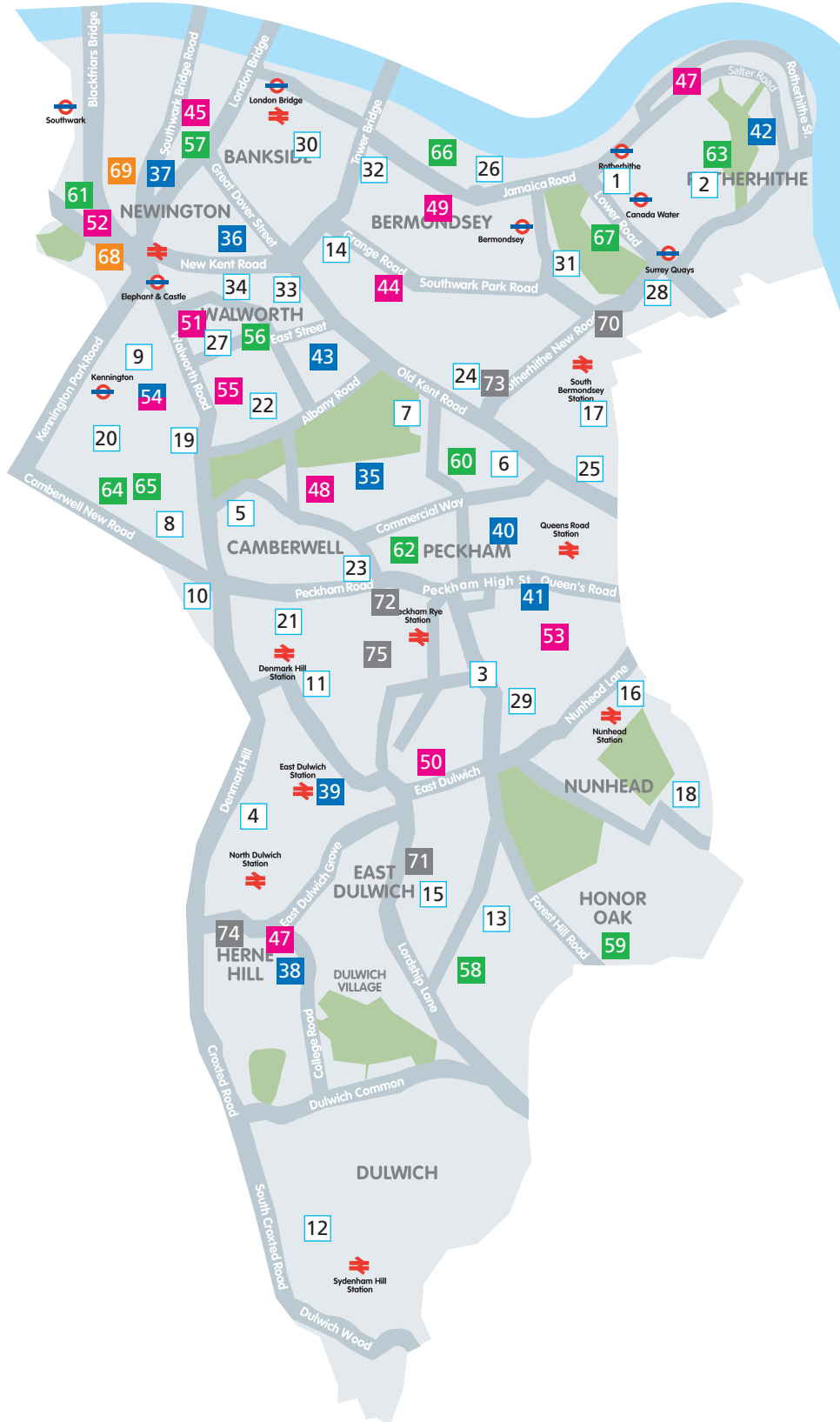
For further information about schools in other boroughs please contact them directly using the list below.

## London borough admissions teams telephone numbers

Bexley	020 8303 7777
Bromley	020 8313 4044
Camden	020 7974 1625
Croydon	020 8726 6400 option 3
Greenwich	020 8921 8043
Hackney	020 8820 7000 option 3
Islington	020 7527 5515
Kensington and Chelsea	020 7745 6432
Lambeth	020 7926 9503
Lewisham	020 8314 8282
Merton	020 8274 4906
Newham	020 8430 2000
Tower Hamlets	020 7364 5006 option 1
Wandsworth	020 8871 6000
Westminster	020 7745 6433



# Map of primary schools in Southwark



## Community primary schools

- 1 Albion Primary School
- 2 Alfred Salter Primary School
- 3 Bellenden Primary School
- 4 Bessemer Grange Primary School
- 5 Brunswick Park Primary School
- 6 Camelot Primary School
- 7 Cobourg Primary School
- 8 Comber Grove Primary School
- 9 Crampton Primary School
- 10 Crawford Primary School
- 11 Dog Kennel Hill Primary School
- 12 Dulwich Wood Primary School
- 13 Goodrich Primary School
- 14 Grange Primary School
- 15 Heber Primary School
- 16 Hollydale Primary School
- 17 Ilderton Primary School
- 18 Ivydale Primary School
- 19 John Ruskin Primary School
- 20 Keyworth Primary School
- 21 Lyndhurst Primary School
- 22 Michael Faraday Primary School
- 23 Oliver Goldsmith Primary School
- 24 Phoenix Primary School
- 25 Pilgrim's Way Primary School
- 26 Riverside Primary School
- 27 Robert Browning Primary School
- 28 Rotherhithe Primary school
- 29 Rye Oak Primary School
- 30 Snowsfields Primary School
- 31 Southwark Park School
- 32 Tower Bridge Primary School
- 33 Townsend Primary School
- 34 Victory Primary School

## Academies

- 35 Angel Oak Academy
- 36 ARK Globe Academy
- 37 Charles Dickens Primary School
- 38 Dulwich Hamlet Junior School
- 39 Goose Green Primary School
- 40 Harris Primary Academy, Peckham Park
- 41 John Donne Primary School
- 42 Redriff Primary
- 43 Surrey Square Primary School

## Voluntary aided schools

- 44 Boutcher Church of England Primary School
- 45 The Cathedral School of St Saviour and St Mary Overie
- 46 Dulwich Village C of E Infants' School
- 47 Peter Hills with St Mary's and St Paul's C of E Primary School
- 48 St George's C of E Primary School
- 49 St James' C of E Primary School
- 50 St John's and St Clement's C of E Primary School
- 51 St John's Walworth C of E Primary School
- 52 St Jude's C of E Primary School
- 53 St Mary Magdalene C of E Primary School
- 54 St Paul's C of E Primary School
- 55 St Peter's Walworth C of E Primary School
- 56 English Martyrs' Catholic Primary School
- 57 Saint Joseph's Catholic Primary School, The Borough
- 58 St Anthony's Catholic Primary School
- 59 St Francesca Cabrini Primary School
- 60 St Francis Catholic Primary School
- 61 St George's Cathedral Catholic Primary School
- 62 St James the Great Catholic Primary School
- 63 St John's Catholic Primary School
- 64 St Joseph's Camberwell Catholic Schools' Federation (Infants)
- 65 St Joseph's Camberwell Catholic Schools' Federation (Juniors)
- 66 St Joseph's Catholic Primary School, George Row
- 67 St Joseph's Catholic Primary School, Gomm Road

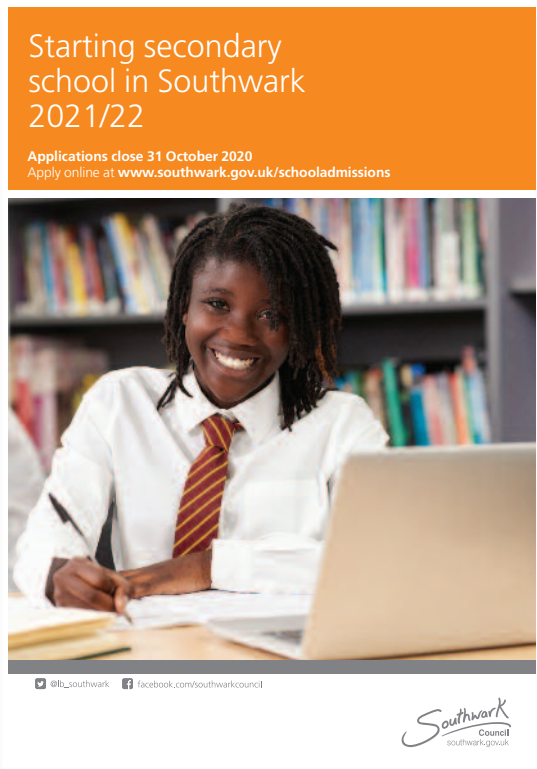
## Foundation schools

- 68 Charlotte Sharman Primary School
- 69 Friars Primary Foundation School

## Free schools

- 70 Galleywall Primary City of London Academy
- 71 Harris Primary Academy East Dulwich
- 72 Harris Primary Free School Peckham
- 73 John Keats Primary School
- 74 Judith Kerr Free School
- 75 The Belham Primary School

You may also be interested in taking a look at the following brochures:



[www.southwark.gov.uk/schooladmissions](http://www.southwark.gov.uk/schooladmissions)



[www.southwark.gov.uk/post16](http://www.southwark.gov.uk/post16)

**School admissions team**

Children's and Adults Services  
Southwark Council

☎ 020 7525 5337

🌐 [www.southwark.gov.uk/schooladmissions](http://www.southwark.gov.uk/schooladmissions)

✉ [schools.admissions@southwark.gov.uk](mailto:schools.admissions@southwark.gov.uk)