

# TOKEN/WORKING FOR BOARDS

## PURPOSE

- To encourage positive behaviour.
- To reward positive behaviour.
- A motivation to complete tasks.

## HOW TO USE

1. The student chooses from their choosing board what they want to work for, and the child puts it on the board.
2. As the student follows instructions and expectations they are handed tokens from the adult and then the child puts the token on the board.
3. Once the student has all five tokens they hand over the tokens to the adult and are given their reward.
4. When the reward timer is finished ask them what they want to work for before introducing the next task.

## TIPS




- Expectations for earning tokens can be simplified depending on the student's mood.
  - If the student arrives late to school and this causes the student to be upset, the adult should arrange for tokens to be earned quickly with simple tasks. i.e sit down, write your name, go get a glue stick, glue the blue circle on, put glue stick away.

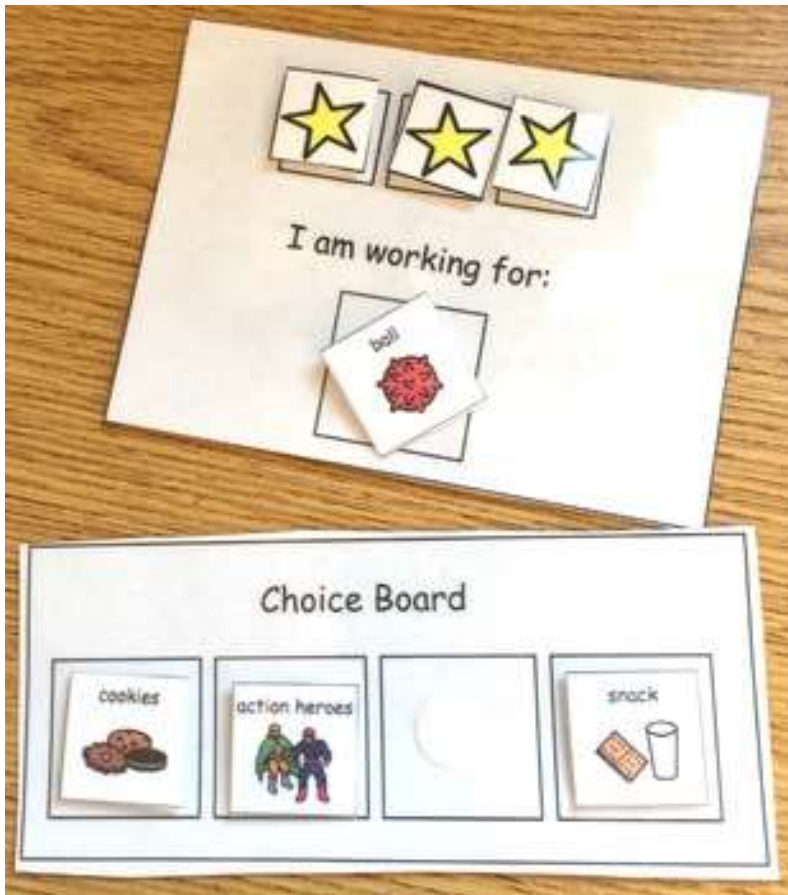
### Do:

- Praise the student for what they have done correctly
- Remind them what they are working for—'Remember you're working for LEGOS'
- Cheer them on- 'You need two more tokens then you can have the LEGOS, you're doing great, keep up the good listening'
- If they do something wrong correct it by telling them what the expectation is in order earn the token- 'remember if you do good sitting and listening you'll earn a token' or give a non-verbal reminder by pointing to the working for board.

### Don't:

- Never take away a token.
- Never threaten that they will not get what they are working for.
- Do not focus on behaviour that you don't want.





**Text Based Choice Board**

**Gavin's Choice Board**

Board Game

PS2

Penalty Shootout

M&Ms

Free Time

Chocolate Biscuit

Lollipop

Game with a Friend

Surprise!